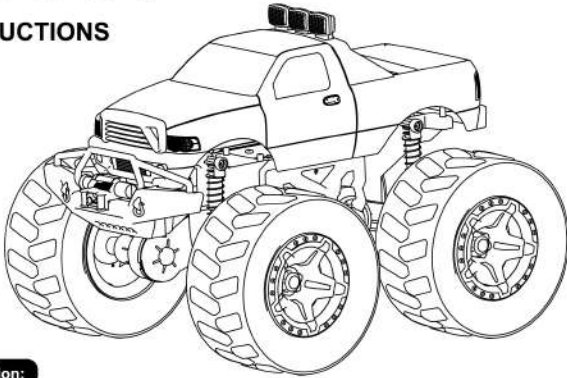


8+
YEARS

4X4 MONSTER TRUCK

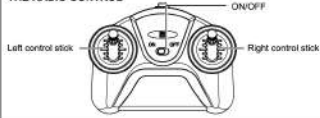
INSTRUCTIONS



Battery installation:

1. Unscrew to open the battery compartment.
2. Insert batteries into the correct + and - polarities.
3. Close the cover.

THE RADIO CONTROL



Lithium battery charge instructions:

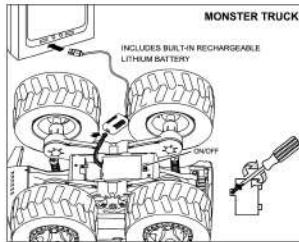
Attention: Do not charge battery immediately after each play, let the battery cool down for a while. Turn off the vehicle switch before charging.

1. Turn off vehicle and unscrew to open the battery compartment.
2. Connect the battery cable plug with the USB interface as diagram shown. (The battery connector will only fit in one way. Do not force the connectors together.)
3. Plug the USB charger into a USB port.

The USB indicator light will be solid when charging. When it finishes charging, the indicator light extinguishes.

When the USB indicator light keep flashing, it may be:

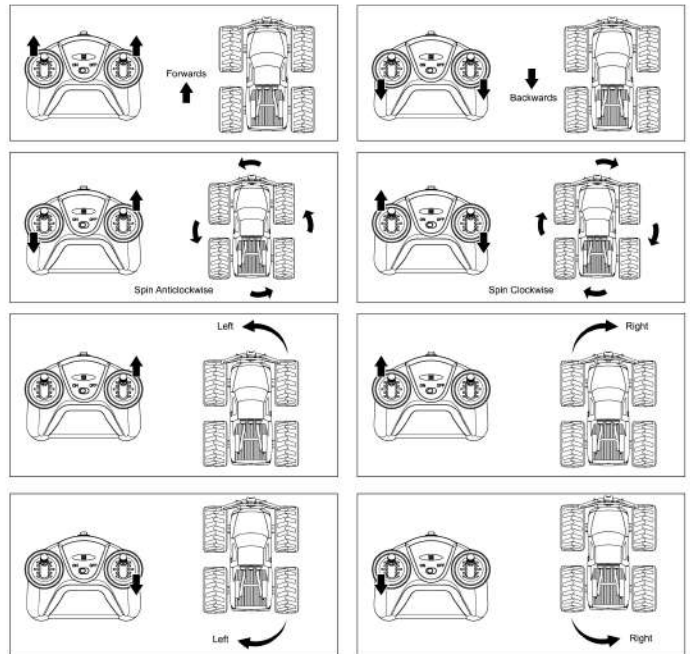
1. The vehicle switch is turned on when charging.
2. The USB plug is connected to the USB port but the other side is not connected to the battery cable.



How to use simultaneously:

1. Turn on the vehicle, then turn on the transmitter.
2. When the vehicle is functioning, that means they are matched.
3. If you have more than two vehicles, please pair one by one. When the second vehicle is pairing, please always keep the first vehicle and transmitter on.
4. Please turn off both the vehicle and transmitter and re-start all pairing processes if you are changing to play with another 2.4GHz transmitter.

How to play:



KEYCODE: 42901075

PERFORMANCE TIPS: DO NOT DRIVE THE VEHICLE THROUGH WATER. DO NOT DRIVE THE VEHICLE INTO ANY HARD OBJECT. PRODUCT MAY VARY FROM THE IMAGE SHOWN. PLEASE KEEP PACKAGING FOR FUTURE REFERENCE. READ THE INSTRUCTIONS BEFORE OPERATING THE PRODUCT.

WARNING: BATTERIES ARE TO BE INSERTED WITH THE CORRECT POLARITY (+ AND -). DO NOT MIX DIFFERENT TYPES OF BATTERIES OR NEW AND USED BATTERIES. NON-RECHARGEABLE BATTERIES ARE NOT TO BE RECHARGED. RECHARGEABLE BATTERIES ARE ONLY TO BE CHARGED UNDER ADULT SUPERVISION. THE SUPPLY TERMINALS ARE NOT TO BE SHORT-CIRCUITED. REMOVE BATTERIES FROM THE TOY WHEN NOT IN USE FOR EXTENDED TIME OR WHEN BATTERIES BECOME EXHAUSTED. BATTERY INSTALLATION BY AN ADULT IS REQUIRED. DISPOSE OF BATTERIES RESPONSIBLY. DO NOT DISPOSE OF IN FIRE.



Z516

2.4GHz

WARNING: THIS TOY PRODUCES FLASHES THAT MAY TRIGGER EPILEPSY IN SENSITISED INDIVIDUALS.

WARNING: CHOKING HAZARD-SMALL PARTS. NOT SUITABLE FOR CHILDREN UNDER 3 YRS.