

# INSTRUCTION MANUAL

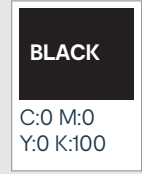
42963516 Black  
[KMT081]

5107\_MAN\_42963516\_BT49 Speaker\_v8


Artwork Proof Date: 12.11.2020  
Number of artboards: 1

**PAPER:**  
80gsm  
Bright white uncoated paper

**PRINT COLOURS:**



**PRINT FINISH:**  
Double sided  
Folded in the centre



**CHANGE LOG CREST INTERNAL USE ONLY**

ARTWORK SHOULD NOT BE AMENDED WITHOUT PRIOR AGREEMENT FROM CREST.  
ALL ARTWORK MUST BE APPROVED BY CREST PRIOR TO MASS PRODUCTION.  
IF THERE ARE QUERIES ABOUT THIS ARTWORK PLEASE CONTACT:  
EMAIL: design@crest.com.au  
THANK-YOU.

© The Crest Company 2020. All rights reserved.



# Bluetooth® Light Up Speaker

## Operating Instructions



- Includes:
- › Bluetooth® light up speaker
  - › charging cable (micro USB cable)
  - › audio cable (3.5mm AUX jack)
  - › user manual



42-963-516

Bluetooth name is KM42963516

### 12 month warranty

Thank you for your purchase from Kmart.  
Kmart Australia Ltd warrants your new product to be free from defects in materials and workmanship for the period stated above, from the date of purchase, provided that the product is used in accordance with the accompanying recommendations or instructions where provided. This warranty is in addition to your rights under the Australian Consumer Law.

Kmart will provide you with your choice of a refund, repair or exchange (where possible) for this product if it becomes defective within the warranty period. Kmart will bear the reasonable expense of claiming the warranty. This warranty will no longer apply where the defect is a result of alteration, accident, misuse, abuse or neglect.

Please retain your receipt as proof of purchase and contact our Customer Service Centre on **1800 124 125 (Australia)** or **0800 945 995 (New Zealand)** or alternatively, via Customer Help at **kmart.com.au** for any difficulties with your product. Warranty claims and claims for expense incurred in returning this product can be addressed to our Customer Service Centre at 690 Springvale Rd, Mulgrave Vic 3170.

Our goods come with guarantees that cannot be excluded under the Australian Consumer Law. You are entitled to a replacement or refund for a major failure and compensation for any other reasonably foreseeable loss or damage. You are also entitled to have the goods repaired or replaced if the goods fail to be of acceptable quality and the failure does not amount to a major failure.

For New Zealand customers, this warranty is in addition to statutory rights observed under New Zealand legislation.

The Bluetooth® word mark and logos are registered trademarks owned by Bluetooth® SIG, Inc., and any use of such marks by KMART AUSTRALIA is under licence.



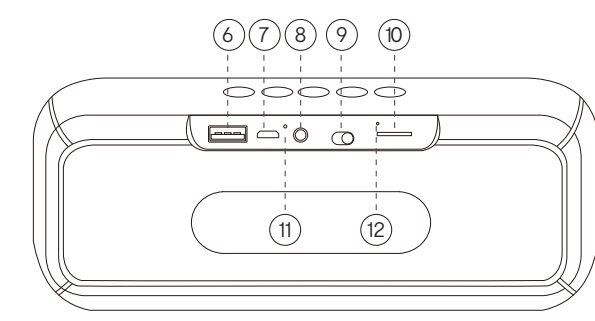
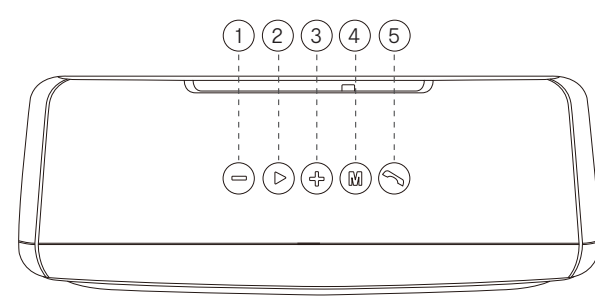
**WARNING** Do not dispose of unit in fire or water. › Never attempt to disassemble and reassemble. › Waste electrical products should not be disposed of with household waste, please recycle where facilities exist. › Check with your local authority for recycle advice. › Keep your device and all accessories out of the reach of children and animals. › Small parts may cause choking or serious injury if swallowed. › Avoid exposing your device to very cold or very hot temperatures (below 0°C or above 45°C). › Extreme temperatures can cause deforming of the device and reduce the charging capacity and life of your device. › Do not allow your device to get wet—liquids can cause serious damage. › Do not handle your device with wet hands.

5107/8

This product shall be supplied by a power source not exceeding PSI only. › This Bluetooth Speaker shall be charged by the supplied charging unit only.  
**CAUTION** › The batteries in this product are not replaceable. › During Use, Storage or Transportation the battery should not be subjected to extremely low temperatures, or low air pressure at high altitude. › If the battery is exposed to extremely high temperatures it could result in an explosion or the leaking of flammable liquid or gas. › Please take care when disposing of the unit; disposal in a fire, oven, mechanically crushing or cutting machine could result in the battery exploding.

### Function overview:

- ① Volume Down/Previous Song
- ② Play/Pause
- ③ Volume Up/Next Song
- ④ Mode
- ⑤ Phone
- ⑥ USB Port
- ⑦ Charging Port
- ⑧ AUX-In Port
- ⑨ Power ON/OFF
- ⑩ TF Card Slot
- ⑪ Bluetooth/Charging Indicator
- ⑫ Microphone



### How to use this speaker:

- Power ON/OFF** Slide button ⑨ to the right/left
- Play** Press ② button
- Pause** Press ② button
- Next Track** Press the ③ button to skip tracks
- Previous Track** Press the ① button to skip tracks
- Volume Up** Press and hold the ③ button
- Volume Down** Press and hold the ① button
- Answer Call** Press the ⑤ button
- Hold Call** Press and hold the ⑤ button
- End Call** Press the ⑤ button
- Reject Call** Press and hold the ⑤ button

### Mode button

The Speaker automatically enters Bluetooth Mode when switched on. When multiple media devices are connected, you can cycle through Bluetooth, USB, AUX or TF Card mode by pressing the mode button.  
Note: Some TF card and USB drive might conflict, please use one of them only.

### Pairing the headset with Bluetooth devices

- › Slide power button to right, the LED flashes rapidly, indicating it is ready to pair with a Bluetooth device.
- › In the Bluetooth menu on the media device, search for "KM42963516" and connect. Enter Password "0000" or "1234" if a password is requested.
- › Once the Speaker is successfully paired and connected, the indicator light remains on and you can play music through the speaker. When playing music, the indicator light will flash blue.

### AUX function

Use a 3.5mm Aux-in cable to connect your device through the AUX in port. Choose the music on your music list from your media device and play.

### TF card play

Insert the TF Card into the TF Card socket to connect your device, the speaker will play the music automatically from the TF card. (Press the M button on the unit to select Music mode).

### USB Operation

Insert the USB drive into the USB port. You will hear an alert. The speaker will play the music from the USB drive automatically. (Press the M button on the unit to select Music mode).  
NOTE: USB port does not support USB charging for external device.

### Receiving and Ending Calls

When there is an incoming call, the unit will pause the playback and ring to alert you of the call. To answer the call, press the phone button. To end the call, press the phone button again. To hold the call, hold and press the Pause button. To reject the call, hold and press the phone button.

### Battery charging

Please use provided micro USB cable for charging. Plug the micro USB cable end to the unit and the other USB A end into a PC USB port, wall charger or other 5V charging devices.  
NOTE: slide the power button to left to turn the speaker OFF while charging.

### Specifications:

- Model No:** 42963516
- Version:** V5.0 Multimedia bluetooth chipset
- Working distance:** 10 Metres
- Output:** 2 x 3W
- Music time:** 3 hours at 100% volume, 5 hours at 50% volume
- Talk time:** 4.5 hours
- Standby time:** 10 hours
- Charging voltage:** 5V d.c.
- Charge time:** 3-4 hours