

anko

Foot Spa

User Manual



Model No.: SS-601A
Rev 2

Note: The specifications and/or components of this appliance are subject to change without prior notice

1	Warnings	3
2	Important Safeguards	3
3	Components	6
4	Operation Procedure	7
5	Cleaning and Storage	11
6	Warranty Against Defect	12

**READ AND SAVE THESE INSTRUCTIONS FOR
FUTURE REFERENCE**

1 Warnings

We recommend checking with your doctor before using the massager, especially if you have health problems.

Before using this appliance, read and follow all warnings and instructions in this manual, even if you are familiar with this product.

This appliance is not intended for use by persons (including children) with reduced physical, sensory or mental capabilities, or lack of experience and knowledge unless they have been given supervision or instruction concerning the use of the appliance by a person responsible for their safety.

Children should be supervised to ensure that they do not play with the appliance.

The appliance has a heated surface. Persons insensitive to heat must be careful when using the appliance.

If water leaks from the appliance, the appliance should no longer be used.

2 Important Safeguards



Please read this instruction manual carefully before first use. It is advisable to keep this instruction manual for future reference.

DO NOT use this product as a substitute for medical attention.

DO NOT use this product for more than 20 minutes at a time. Allow at least 60 minutes of cool-down time between uses.

The unattended use of heat by children or incapacitated persons may be dangerous.



This product is not to be used by very young children (0-3 years)

Children under the age of three are not to use this appliance due to their inability to react to overheating.

This appliance must not be used by persons insensitive to heat and other very vulnerable persons who are unable to react to overheating.

This product is not intended for medical use.

If you have any concerns regarding your health, consult your doctor before using this appliance.

Individuals with pacemakers should consult a physician before using this product.

In case of pregnancy, diabetes or illness, consult your doctor before using this product.

Massage should be pleasant and comfortable. Should pain or discomfort result, or if you experience pain in a muscle or joint for a prolonged period, stop using and consult your doctor.

Never use any massager on the face, open wounds, discoloured areas, areas of poor circulation or any areas of the body that are swollen, burned, inflamed or where skin eruptions or sores are present.

DO NOT use this appliance with an extension lead.

DO NOT use the appliance while under the influence of alcohol, sleeping pills or sedatives.

It is normal to feel itching, tingling or see redness on the bottom of your feet after use. These symptoms will soon disappear. However, if these symptoms remain for an extended period, we suggest you consult your doctor as there may be a more serious underlying issue.

To prevent bruising, do not press too hard on the device.

DO NOT leave the appliance unattended when turned on, or plugged in.

Take care that children cannot touch the appliance when in use, and make sure they cannot reach and pull the power cord.

To protect against the risk of electric shock, do not immerse the appliance, cord or plug in water or other liquids.

DO NOT use or store the product near sinks, baths or showers containing water or near running water.

DO NOT use in the bath, shower, spa, pool etc.

Always switch off and disconnect from the power point after use.

DO NOT use this appliance if it has been dropped or any part of the appliance (including cord or plug) has been damaged.

The use of accessories not intended for use with this appliance may cause injuries to the user or damage to the appliance.

DO NOT place this unit on other appliances, on uneven surfaces or where it could be subject to heat sources (e.g., radiators or stoves), direct sunlight, or excessive dust.

This appliance should not be placed near a hot gas or electrical burner or placed in a heated oven.

The appliance should always be switched off before disconnecting from the power supply. Never pull the cord to disconnect the plug from the power point. Grasp the plug body and pull it straight out.

There are no user-serviceable parts in this appliance.

If this appliance is to be used by a third party, please supply the instruction manual with it.

Ensure children and babies do not play with plastic bags or any of the packaging material.

DO NOT carry the appliance by the power cord.

DO NOT use the appliance while sleeping or if feeling sleepy.

DO NOT use machinery or heavy equipment while using this appliance.

DO NOT cover the appliance while in use. The product will overheat and may cause fire, electrocution, damage to property or injury to persons.

Prolonged Heat application can result in skin burns.

This appliance is intended for human use only. Not for animals and pets.

DO NOT Allow Pets or Animals to Lie or Chew on this appliance or on the electrical cord etc.

Never reach or touch an appliance that has fallen into water. Unplug from the mains power point immediately.

Position the power cord properly so that it will not be walked on, tripped over or pinched by items placed on or against it.

DO NOT store or use the appliance near or in high-temperature areas.

If the supply cord is damaged, it must be replaced by a qualified electrical person only or the product must be disposed of to avoid a hazard.

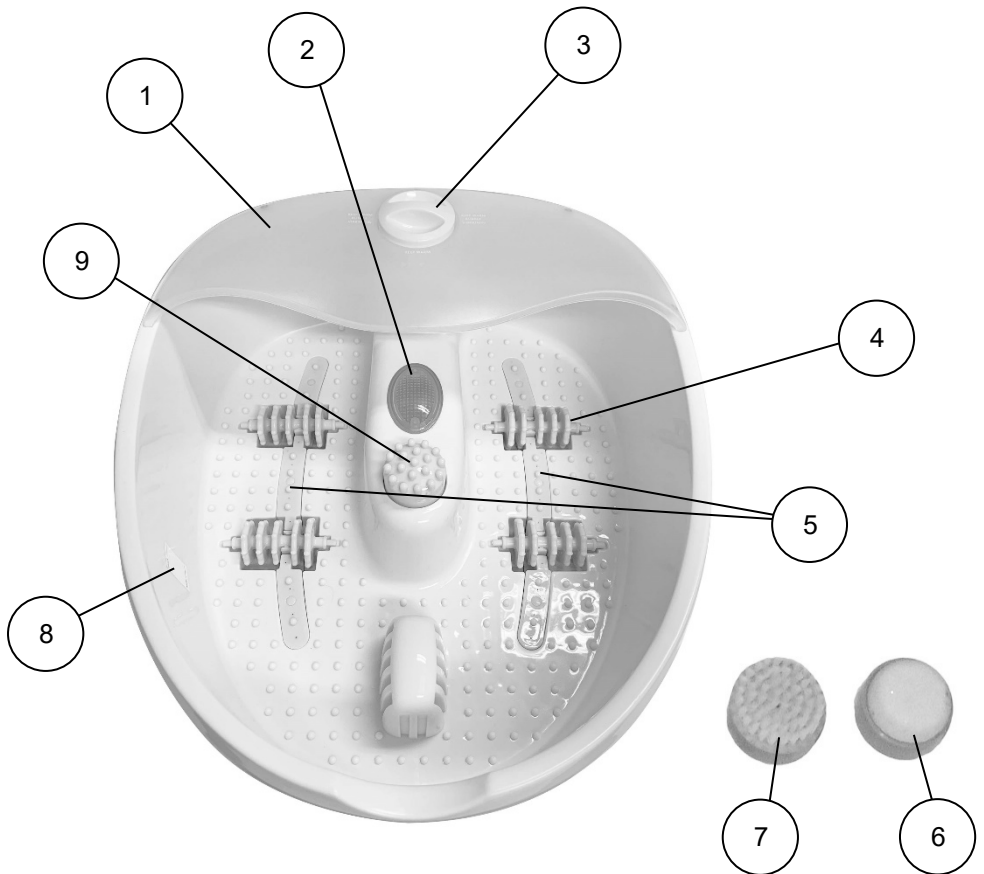
ONLY for indoor domestic use. Industrial or commercial use invalidates the warranty.

No liability can be accepted for any damage caused by non-compliance with these instructions or any other improper use or mishandling of the appliance.

IMPORTANT

If you have any concerns regarding your health, consult your doctor before using this appliance. Individuals with pacemakers should not use this product. If you experience pain in a muscle or joint for a prolonged period, discontinue use and consult your doctor. Persistent pain could be a symptom of a more serious condition.

3 Components



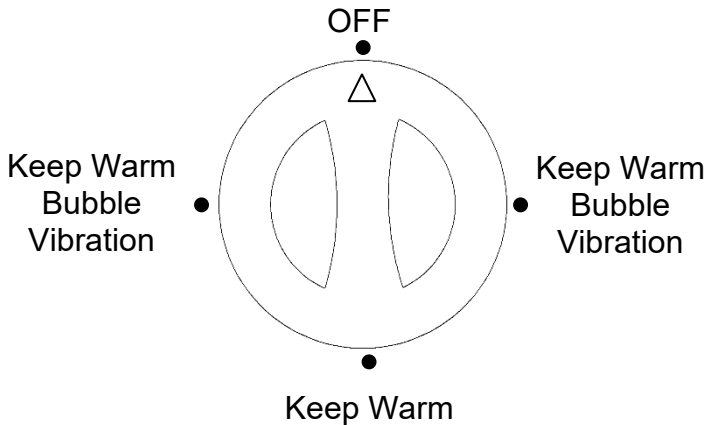
1	Splash Guard	6	Removable Pumice Stone
2	Power Indicator Light	7	Removable Brush
3	Control Knob	8	"Max" – "Min" Water Fill Line
4	Roller Massagers x 4	9	Removable Massage Dome
5	Air Bubble Outlet Strips		

4 Operation Procedure

- Place the appliance on a flat and level surface in the position you will be using it.
- Fill with warm water heated to your desired temperature. Ensure the unit is unplugged when filling.
- Do not fill over the “MAX” indicator line (8)
- Keep Children, Pets and Infirm persons away from hot water at all times.
- Never pour water over the Control Knob (3).

Note: Always Test the water temperature before plunging your feet in to ensure it is not too hot.

- Plug in and switch on at power point.
- From the Off position, rotate the control knob $\frac{1}{4}$ turn in either direction to the “Keep Warm, Bubble, Vibration” position.



- The unit will start to vibrate, the red power indicator light will turn on, the water heater will turn on, to help maintain the water temperature, and the bubbles will start.

Note: The inbuilt heater will not heat the water, it will only help maintain the water temperature during use.

- Rotate another $\frac{1}{4}$ turn to the “Keep Warm” position.

The unit will start to heat the water to help maintain the water temperature and the vibration and bubbles will turn off.

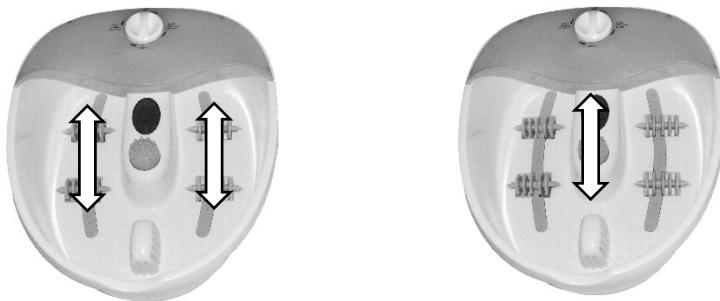
- After selecting your desired function, and whilst in the seated position, place your feet into the Foot Spa Massager.

Note: We recommend using this product for no longer than 20 minutes at a time.

Important: Never stand up in the Foot Spa Massager as you may damage the unit or injure yourself.



- Rub your feet backward and forward on the massaging rollers in the bottom of the spa.

You can also rub the bottom of your foot on the Massage Dome for pinpoint massage. The massage rollers are removable should you wish to rest your feet on the dimpled




base of the Foot Spa.

- To remove the massage rollers, grasp both sides of the roller and rotate up at one end and pull out.




- To replace them, locate them in the recess and push down firmly until they clip in place.



- To use the pumice stone attachment, first remove the Massage Dome by grasping it with your fingers and thumb and pull it straight up and out.




- Fit the Pumice Stone attachment by placing it over the location post and push down.




- Place the part of your foot on top of the pumice stone where you would like to reduce the hard skin and move your foot backward and forward.

Do not overdo it as you may cause injury to your skin.



You can also fit the Brush attachment if you prefer to brush the bottoms of your feet.



- When finished, remove both feet from the spa and turn the unit off by rotating the control knob to the “Off” position.
- For safety, dry both feet before standing up.
- To empty: First switch off and unplug the unit.
- Carefully carry to the sink and then tip the unit backward allowing the water to spill out over the rear edge.

Note: Never pour water out over the Control Knob.



5 Cleaning and Storage

DO NOT IMMERSE IN WATER OR ANY LIQUID

- Turn off and unplug the appliance before cleaning.
- Do Not immerse the appliance in water, or any other liquid.
- To clean, simply rinse out with water. Never immerse the entire unit in water.
- If you wish you can wipe off all surfaces with a cloth dampened with water and a mild detergent, then rinse and dry.
- Do not clean the inside or outside with any abrasive cleaner, scouring pad or steel wool as this will damage and scratch the surface.
- Do not wash the appliance or attachments in the Dishwasher.
- To Store, be sure the unit is unplugged, cooled, emptied of water and dry.
- Store in a clean and dry place. Never hang the unit by the power cord.

6 Warranty Against Defect

12 Month Warranty

Thank you for your purchase.

Your new product is warranted to be free from defects in materials and workmanship for the period stated above, from the date of purchase, provided that the product is used in accordance with accompanying recommendations or instructions where provided. This warranty is in addition to your rights under the Australian Consumer Law. For New Zealand customers, this warranty is in addition to statutory rights observed under New Zealand legislation.

We will provide you with your choice of a refund, repair (where possible) or exchange (availability dependent) for this product if it becomes defective within the warranty period. The business will bear the reasonable expense of claiming the warranty. This warranty will no longer apply where the defect is a result of alteration, accident, misuse, abuse or neglect.

Please retain your receipt as proof of purchase and contact our Customer Service Centre as listed below, for the entity you purchased this product from, for any difficulties with your product. Warranty claims and claims for expenses incurred in returning this product can be addressed to the respective Customer Service Centre.

Our goods come with guarantees that cannot be excluded under the Australian Consumer Law. You are entitled to a replacement or refund for a major failure and compensation for any other reasonably foreseeable loss or damage. You are also entitled to have the goods repaired or replaced if the goods fail to be of acceptable quality and the failure does not amount to a major failure.

Contact for Kmart purchases	Contact for Target purchases
Kmart Australia Ltd. C/- Customer Service Centre, 690 Springvale Road, Mulgrave Vic 3170 Customer Service: 1800 124 125 (Australia) or 0800 945 995 (New Zealand) or via Customer Help at kmart.com.au	Target Australia Pty Ltd. C/- Customer Service Centre, 2 Kendall Street, Williams Landing, Vic, 3027 Customer Service: 1300 753 567 or via Customer Help at target.com.au/help/contact-us

IMPORTANT! For all technical queries or difficulties in operating the product and for spare parts, contact H.E. Group customer service 1300 105 888 (Australia) and 09 8870 447 (New Zealand).