



Assembly Instructions





43099283 BLACK ARCH TOWEL RAIL

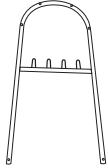



WARNING: THIS PACKAGE CONTAINS SMALL PARTS, KEEP UNASSEMBLED PARTS AWAY FROM CHILDREN AND BABIES.

CARE INSTRUCTIONS: WIPE CLEAN WITH A SOFT DRY OR DAMP CLOTH. CHECK AND TIGHTEN ALL PARTS REGULARLY.

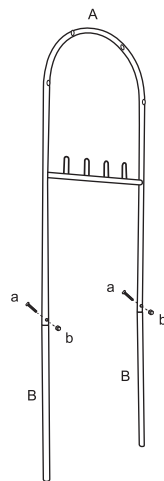
MAXIMUM LOADING WEIGHT: 4KG ON BOTTOM SHELF AND EACH RAIL. 1.5KG PER HOOK



Hardware list

	a	6X20mm	4PCS	 Phillips Head Screw Driver (Not Provided)
	b		4PCS	
	c	8X20mm	12PCS	

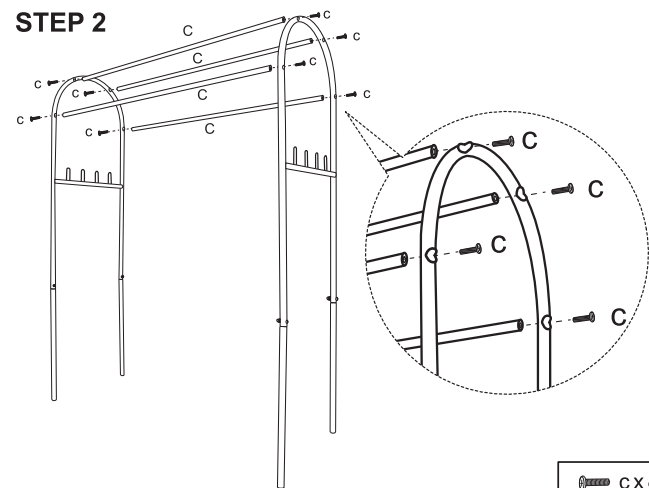
	A	2 PCS		B	4PCS		C	4 PCS		D	1 PC
--	---	-------	--	---	------	--	---	-------	--	---	------


STEP 1



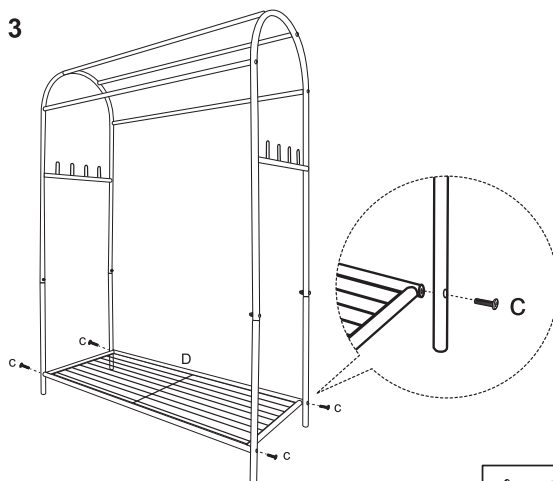
 a x 4  b x 4


STEP 2



 c x 8

STEP 3



 c x 4

