

MARVEL SPIDER-MAN

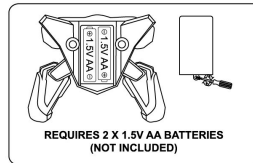
© MARVEL

6+ YEARS

RC SPIDER-MAN & SKATEBOARD

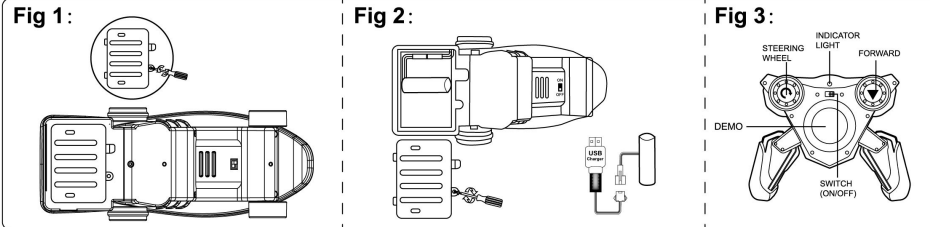
INSTALLING BATTERIES IN THE TRANSMITTER:

- 1 - Unscrew the screw to open the battery cover.
- 2 - Insert 2 x 1.5V AA batteries with correct + and - polarities.
- 3 - Close the cover.



INSTALLING THE VEHICLE BATTERY:

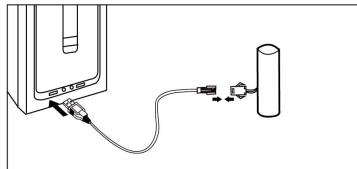
- 1 - Loosen the screw to open the battery cover.
- 2 - As shown in figure, remove the battery cover, connect the rechargeable battery pack with connector and close the battery cover.



HOW TO CHARGE:

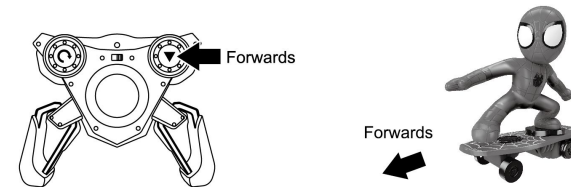
Attention: Do not charge battery immediately after each play, let the battery cool down for a while.

- 1 - Loosen the screw to open the battery cover.
- 2 - Separate the rechargeable battery pack from connector.
- 3 - Connect the USB charging cable with rechargeable battery first. (The battery connector will only fit in one way, do not force the connectors together), then plug the USB charging cable into a USB port. The LED light on the USB charging cable will light up when charging.
- 4 - The LED light extinguishes after it has finished charging. Disconnect the USB charging cable from the USB port and then disconnect the rechargeable battery with USB charging cable.




HOW TO USE SIMULTANEOUSLY:

- 1 - Turn on the vehicle first and then turn on the transmitter.
- 2 - Press the forward button of the transmitter to match the vehicle.
- 3 - When the vehicle is functioning, that means they are matched.
- 4 - If you have more than two vehicles, please pair one by one. When the second vehicle is pairing, please always keep the first vehicle and transmitter on.
- 5 - Please turn off both the vehicle and transmitter and re-start all pairing processes if you are changing to play with another 2.4GHz transmitter.
- 6 - How to move forwards: Press the forward button, the vehicle will move forwards.



- 7 - Press the left button to rotate 360 degrees. Falls over and climbs back up



KEYCODE: 43149360

PERFORMANCE TIPS: DO NOT DRIVE THE VEHICLE THROUGH WATER.
DO NOT DRIVE THE VEHICLE INTO ANY HARD OBJECT.
PRODUCT MAY VARY FROM THE IMAGE SHOWN.
PLEASE KEEP PACKAGING FOR FUTURE REFERENCE.
READ THE INSTRUCTIONS BEFORE OPERATING THE PRODUCT.

WARNING: THIS TOY PRODUCES FLASHES THAT MAY TRIGGER EPILEPSY IN SENSITISED INDIVIDUALS.

WARNING: CHOKING HAZARD-SMALL PARTS. NOT SUITABLE FOR CHILDREN UNDER 3 YEARS.

2.4GHz



WARNING: BATTERIES ARE TO BE INSERTED WITH THE CORRECT POLARITY (+ AND -). DO NOT MIX DIFFERENT TYPES OF BATTERIES OR NEW AND USED BATTERIES. NON-RECHARGEABLE BATTERIES ARE NOT TO BE RECHARGED. RECHARGEABLE BATTERIES ARE ONLY TO BE CHARGED UNDER ADULT SUPERVISION. THE SUPPLY TERMINALS ARE NOT TO BE SHORT-CIRCUITED. REMOVE BATTERIES FROM THE TOY WHEN NOT IN USE FOR EXTENDED TIME OR WHEN BATTERIES BECOME EXHAUSTED. BATTERY INSTALLATION BY AN ADULT IS REQUIRED. DISPOSE OF BATTERIES RESPONSIBLY. DO NOT DISPOSE OF IN FIRE.