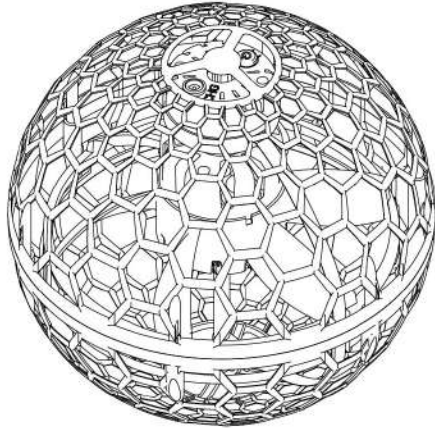


AGES 8+ YEARS

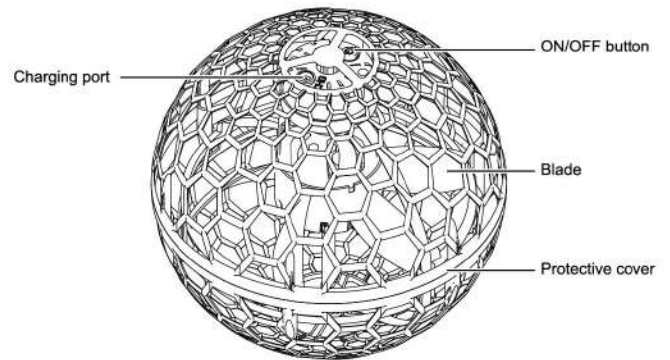
# HAND OPERATED LIGHT UP DRONE MANUAL

Please read the instructions before operating the product.



**Attention:** The drone includes a built-in rechargeable battery that is non-replaceable. The included rechargeable battery is not fully charged prior to shipment and must be charged before the first use.

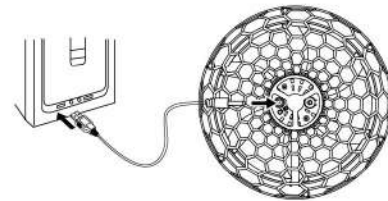
## DRONE



## LITHIUM BATTERY CHARGE INSTRUCTIONS

**Attention:** Do not charge battery immediately after each play, let the battery cool down.

1. Press and hold the ON/OFF button to turn off the drone.
2. Connect the USB charging cable plug with the drone charging interface.
3. Put the cable into the computer USB interface. The USB indicator will light up when it has started charging.
4. Once the indicator light extinguishes, the drone is fully charged. Unplug the USB charging cable from the computer USB interface and disconnect with drone.



## CONTROL METHOD

Note: When operating the drone, please always keep the ON/OFF button of the drone facing upwards.

1. Press and hold the power switch of the drone to turn on the drone; the LED light on the drone will flash.
2. Shake the drone to make the blades work. Then you can throw the drone to fly at different angles. It will fly and return or fly forwards due to the reaction force from the wind and the forces of gravity.
3. When you throw the drone up 15° - 45° to fly, it will rotate around its axis perpendicular to the direction of flight and fly back to you. Then you can catch it.
4. When you throw the drone in a horizontal direction, it will fly a short distance in a straight line.
5. Shake the drone again to stop, then press and hold the drone power switch to turn off the drone.



## WARNING

- Please follow the instructions for correct installation and use. Some parts require assembly by an adult.
- This product contains small parts and is a choking hazard.
- Do not touch the hot motor and batteries.
- Do not touch working propellers.
- Do not fly towards yourself or other people.
- Adult supervision is required.
- Non-rechargeable batteries are not to be recharged.
- Rechargeable batteries are only to be charged under adult supervision.
- Do not mix old and new batteries or batteries of different types.
- Do not short circuit the battery or put the battery in fire.
- Do not leave the toy unattended while charging it.
- When the battery is low, please return the drone and recharge it.
- Charge the toy on a non-flammable surface and keep it away from flammable items.
- Turn the charger off when the toy's battery is charged, and always unplug it from the toy.
- If the toy has been damaged, immediately stop use, unplug, and safely move the toy away from flammable materials.
- Follow the manufacturer's instructions for charging the toy. Do not charge longer than recommended.
- Do not use the product for a long time. Remove the battery after use.
- To avoid injury, do not touch the rotating parts.
- Do not impact or drop the drone or remote control.
- Please use a clean soft cloth to clean the product.
- The user is responsible for ensuring that the product will not cause harm to themselves or others.
- The manufacturers and dealers accept no responsibility for injuries or damage to property caused by improper use.
- The packaging and instructions contain important information of products, please keep for future reference.
- Only fly during the day and keep your drone within visual line-of-sight. This means being able to see the drone with your own eyes (rather than through a device) at all times.
- Do not fly your drone higher than 120 metres (400ft) above the ground.
- Keep your drone at least 30 metres away from other people.
- Do not fly your drone over or near an area affecting public safety or where emergency operations are underway (without prior approval). This could include situations such as a car crash, police operations, a fire and associated firefighting efforts, and search and rescue.
- Only fly one drone at a time.
- Do not fly over or above people. This includes beaches, parks, events, or sport ovals where there is a game in progress.
- Keep at least 5.5km away from controlled aerodromes if your drone weighs more than 100g. Flying within 5.5km of a non-controlled aerodrome or drone landing site (HLS) is possible, but only if no manned aircraft are operating to or from the aerodrome. If you become aware of manned aircraft operating to or from the aerodrome/HLS, you must manoeuvre away from the aircraft and land as soon as safely possible.
- Do not operate your drone in a way that creates a hazard to another aircraft, person or property.