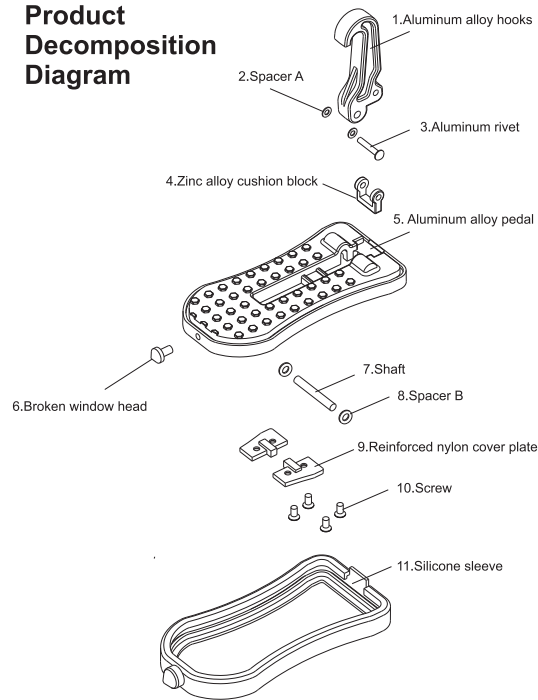
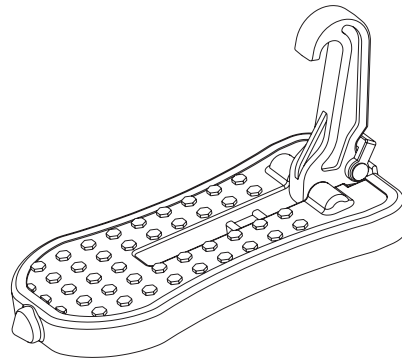


Product Decomposition Diagram



Product Parameter



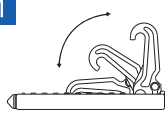
Instruction Manual

Vehicle Door Step

Weight capacity of 150KG

Installation

1



Pull up the hook to a vertical angle

2



As shown in Fig. 1, the pedal angle is adjusted by using the buckle ring according to the tilt angle of the side plate of the door.

3



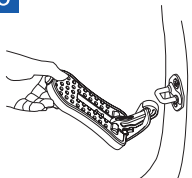
Raise the bottom and add thickened silicone pad

4



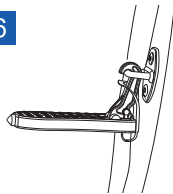
Insert the silicone pad into the hook

5



Buckle the pedal hook into the door buckle

6



Place the pedal toward the right direction and complete the installation

Function

1

Foot pedal function

The multi-functional foot pedal is a tool available for SUV and off Road Vehicles. This pedal enables the user easier access to the roof of the vehicle. This is great when using roof racks or washing the vehicle.

Due to the self-contained multi-layer soft rubber, it could be installed quickly without damaging your car.

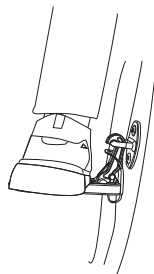
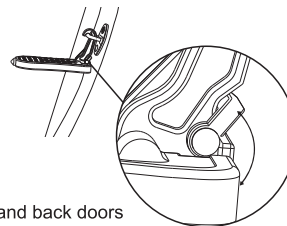
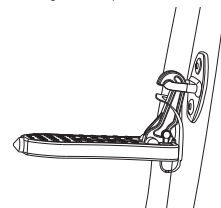


Fig.1



Angle adjustment of front and back doors

As shown in Fig. 1, if the side plate of the car door is tilted, pull up ring buckle with regulatory function to adjust the tilt angle of the pedal.

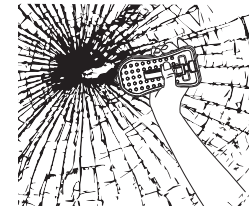


Double-layer thickened rubber pad

Self-contained double-layer thickened rubber pad provides more protection for the contact surface, and it's practical and doesn't hurt the car.

2

Safety hammers with broken window function



The head self-contained a safety hammer head, which is wrapped in silica gel and can be directly used in to break the window without disassembly.