

anko

Round Smart Watch-Black

Operating instructions



Please read user manual carefully before use

Includes

Round Smart watch- 1
2 pin charging cable - 1

43-243-921

Please read the safety instruction carefully before using the product for the first time and keep the instruction for future reference.

Warning!

- **Lithium battery inside!**
- **Do not open the product!**
- **Do not expose to heat, water, moisture or direct sunlight!**
- **Only charge with the charging cable supplied with this product!**

This is not a medical device. Included health features (heart rate monitor, deep sleep monitor, blood oxygen test& blood pressure test) are for information purposes only and should not be used to diagnose or monitor any medical conditions. Consult with your doctor regarding any health concerns.

More Information about Smart watch use in Wet Conditions

The smart watch is water-resistant, which means it is rain-proof and splash-proof and can stand up to even sweatiest workout.

Note: Do not swim with the Smart watch, though it does not damage the band. Remove the watch periodically to allow your skin to dry and breathe. Whenever you get your strap wet, dry it thoroughly before putting it back on.

The anko Bluetooth Smart Watch is not a medical-grade device. It is a fitness tracker and a general wellness device used to log, track or trend exercise activity. It does not make any medical claim and is not a suitable replacement of medical device.

Please consult your doctor for diagnostic purposes and to track a serious medical condition.

Product Spec

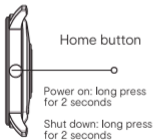
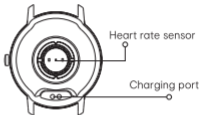
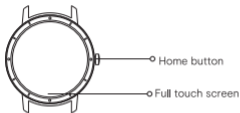
Screen Size: 1.28 inch

Battery Capacity: 200mAh

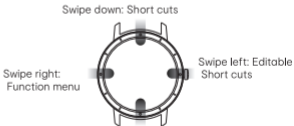
Input: DC 5V-1A

IP rating: IP67

Product Overview



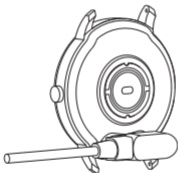
Return to main dial: Click once



Swipe up: Message notification

Activate & Charge Device

Make sure power is working normally before initial use. In case the device battery is low, connect the device to the charger. The device will automatically boot up (please connect the magnet USB in normal DC port (5V/1A) for charging as below.



Press and hold the home button for 2 seconds to run the device on or off, press the home button to wake the device up.

Scan code to download Wearfit Pro APP

Download the "Wearfit Pro" APP to your mobile phone and install it, you can directly search for "Wearfit Pro" in the APP store to download, or scan the following QR code to jump to the link to download.



Connecting with mobile

Scan code connection: After the watch is turned on and enter the dial page, slide right to menu enter the setting list, click "scan code connection", the connection QR code will pop up, and you can directly scan the code in Wearfit Pro APP to connect.

Manual connection: Turn on Bluetooth on mobile phone setting, open the Wearfit Pro APP to add device. Choose your device on the scanning list.

You can see the model name "KM43243921" on the App after connected.

Quick Start

There are 5 main dials. Press and hold the touch panel to select.

Tap the main dial and slide left, you can find state, weather, music function quickly, and it is editable to add 2 shortcuts. Long press to remove the shortcut.

Tap the main dial and slide right entry to the function menu page, click each function icon to choose the corresponding function, slide right to return, and press the home button to return to the main dial page.

The menu would show in 2 ways, icon and list. Press the home button 2 times under menu page to switch.

When the screen off, turn your wrist towards you to wake up the screen. The screen automatically turns off after being idle for a few seconds.

(Set "raise to wake" on setting menu to turn on this function)

Main Functions

- **Sports:** Click sport to start a new sport recording. 13 sports modes are available. Run, Walking, Football, Badminton, Tennis, Basketball, Cycling, Elliptical machine, On foot, Yoga, Strength training, Trekking, Free training. Click the right arrow next to individual sports mode to set an exercise goal. After the goal accomplish, it will show Good job on the dial for two second.



- **Heart Rate:** Click heart rate to start measuring your heart rate.
- **Blood Pressure:** Click blood pressure to start measuring your blood pressure

- **Blood Oxygen:** Click blood oxygen to start measuring your blood oxygen.
- **Sleep Report:** Record daily report quality and time. Need wear the smart watch when sleeping.
- **Pressure:** Will generated the information per daily Monitor data.
- **Breathe:** Click breathe to follow screen instruction for a breathe exercise.
- **MET:** Will generated the information per daily Monitor data.
- **Take pictures:** Choose take picture function on APP, click take pictures on smart watch and shake to take picture.
- **Music:** When the mobile phone is playing music, control by smart watch to pause and play, play previous or next
- **Setting:** Included Adjust brightness, Raise to wake, Replace the dial, Off time, Health reminder, Constant light time, Language selection, Vibration mode, Do not disturb mode, Shut down, Restart, Factory reset, Connect mobile phone(QR code), about(the device).

The anko Bluetooth Smart Watch is not a medical-grade device. It is a fitness tracker and a general wellness device used to log, track or trend exercise activity. It does not make any medical claim and is not a suitable replacement of medical device.

Please consult your doctor for diagnostic purposes and to track a serious medical condition.

Safety information:

1. This product is not a toy. Keep it out of reach of Children
2. This product includes lithium polymer battery.
3. Keep product out of the reach of children and pets to avoid chewing and swallowing.
4. Product operating and storage temperature is from -5 degrees Celsius to 55 degrees Celsius. Under and over this temperature might affect the function.
5. Never open the product. Touching the inside electrics can cause electric shock. Repairs or service should only be performed by qualified personnel.
6. Please remove the Smart watch in case of any leakage or excessive heat from the product to avoid burns or rash.
7. Only charge with the supplied USB cable.

8. Using other accessories than the ones delivered with the product can cause abnormal functionality.
9. Bluetooth wireless technology operates within a range of about 10m (30 feet). The maximum communication distance may vary depending on the presence of obstacles (people, metal objects, walls, etc.) or the electromagnetic environment.
10. Microwaves emitting from a Bluetooth device may affect the operation of electronic medical device.

WARNING Do not dispose of unit in fire or water.>Never attempt to disassemble and reassemble.>Waste electrical products should not be disposed of with household waste, please recycle where facilities exist.>Check with your local authority for recycle advice.>Keep your device and all accessories out of the reach of children and animals.>Small parts may cause choking or serious injury if swallowed.>Avoid exposing your device to very cold or very hot temperatures (below 0 °C or above 45 °C).>Extreme temperatures can cause deforming of the device and reduce the charging capacity and life of your device.>Do not allow your device to get wet-liquids can cause serious damage.>Do not handle your device with wet hands.

12 Month Warranty

Thank you for your purchase from Kmart.

Kmart Australia Ltd warrants your new product to be free from defects in materials and workmanship for the period stated above, from the date of purchase, provided that the product is used in accordance with

accompanying recommendations or instructions where provided. This warranty is in addition to your rights under the Australian Consumer Law. Kmart will provide you with your choice of a refund, repair or exchange (where possible) for this product if it becomes defective within the warranty period. Kmart will bear the reasonable expense of claiming the warranty. This warranty will no longer apply where the defect is a result of alteration, accident, misuse, abuse or neglect.

Please retain your receipt as proof of purchase and contact our Customer Service Centre on 1800 124 125 (Australia) or 0800 945 995 (New Zealand) or alternatively, via Customer Help at Kmart.com.au for any difficulties with your product. Warranty claims and claims for expense incurred in returning this product can be addressed to our Customer Service Centre at 690 Springvale Rd, Mulgrave Vic 3170.

Our goods come with guarantees that cannot be excluded under the Australian Consumer Law. You are entitled to a replacement or refund for a major failure and compensation for any other reasonably foreseeable loss or damage. You are also entitled to have the goods repaired or replaced if the goods fail to be of acceptable quality and the failure does not amount to a major failure.

For New Zealand customers, this warranty is in addition to statutory rights observed under New Zealand legislation.