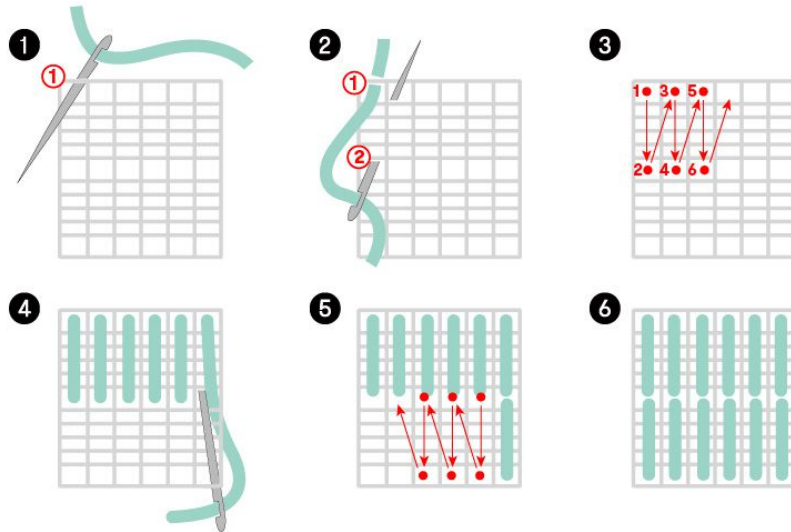


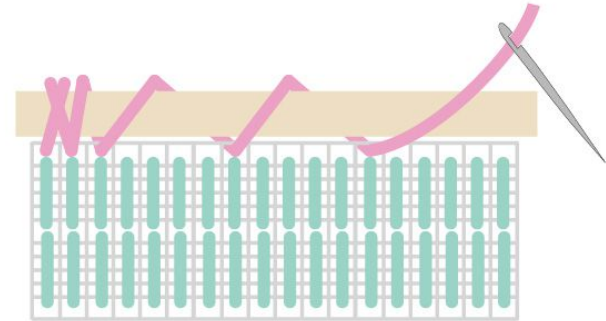
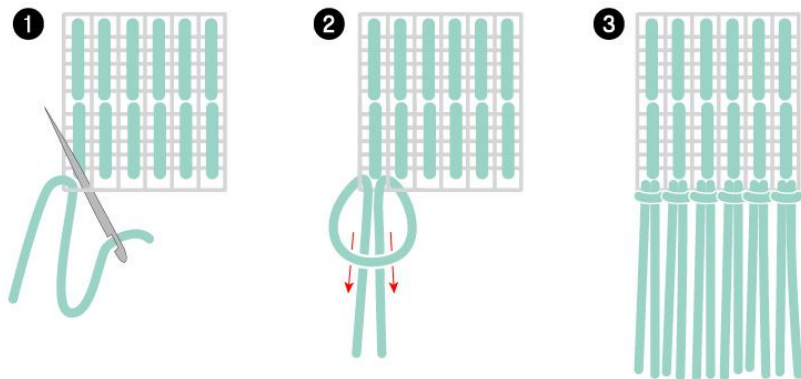
# DIY Wall Hanging

6+  
years

How to make woven wall hanging:



How to make the tassels:



Combine the wooden stick and fabric with yarns and complete your own wall hanging!



**WARNING:**  
LONG CORD AND SMALL PARTS. STRANGULATION AND CHOKING HAZARD. NOT FOR CHILDREN UNDER 3 YEARS

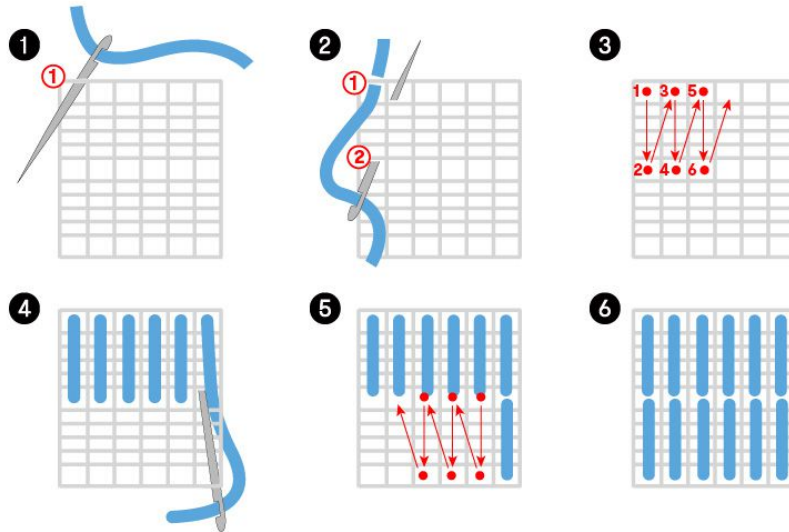
**WARNING:** THE PRODUCT CONTAINS FUNCTIONAL SHARP POINT(S)/SHARP EDGE(S). PLEASE USE AS INTENDED.

PRODUCT MAY VARY FROM IMAGE SHOWN.  
PLEASE KEEP THE PACKAGING FOR FUTURE REFERENCE.  
ADULT SUPERVISION IS RECOMMENDED.

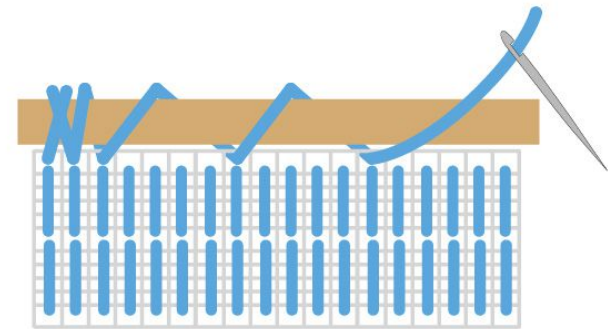
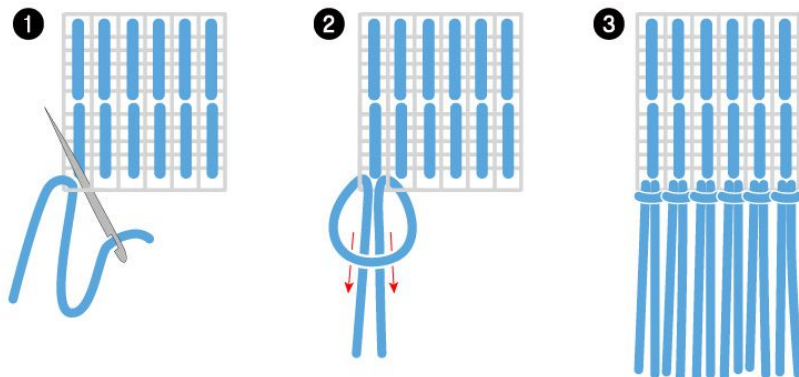
# DIY Wall Hanging

6+  
years

How to make woven wall hanging:



How to make the tassels:



Combine the wooden stick and fabric with yarns and complete your own wall hanging!



**WARNING:**  
LONG CORD AND SMALL PARTS. STRANGULATION AND CHOKING HAZARD. NOT FOR CHILDREN UNDER 3 YEARS

**WARNING:** THE PRODUCT CONTAINS FUNCTIONAL SHARP POINT(S)/SHARP EDGE(S). PLEASE USE AS INTENDED.

PRODUCT MAY VARY FROM IMAGE SHOWN.  
PLEASE KEEP THE PACKAGING FOR FUTURE REFERENCE.  
ADULT SUPERVISION IS RECOMMENDED.