

# USER MANUAL



LIGHT UP VANITY MIRROR

KEYCODE: 43-275-434

## USB SPECIFICATION:

USB INPUT: 5V  500mA (MAX. 3W)

USB TYPE: TYPE-C



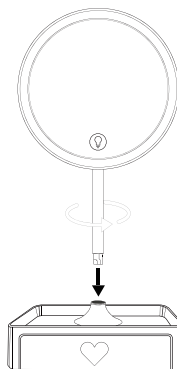
## SAFETY INSTRUCTIONS:

TRANSFORMER/ POWER SUPPLY AND USB CABLE ARE NOT A TOY (TRANSFORMER/ POWER SUPPLY NOT INCLUDED). TRANSFORMER/ POWER SUPPLY AND USB CABLE USED WITH THE ELECTRIC TOY SHALL BE REGULARLY EXAMINED FOR DAMAGE TO THE SUPPLY CORD, PLUG, ENCLOSURE OR OTHER PARTS, AND IN THE EVENT OF DAMAGE, IT SHALL NOT BE USED UNTIL THE DAMAGE HAS BEEN REPAIRED.

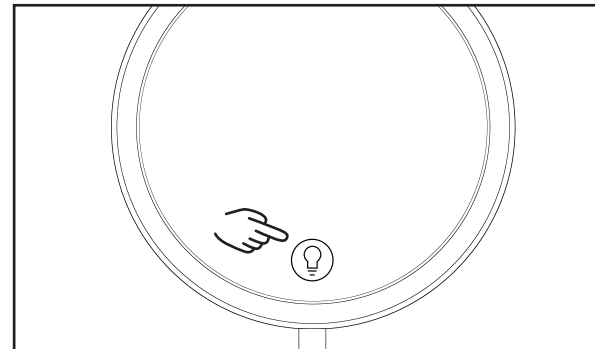

PRODUCT MAY VARY FROM THE IMAGES SHOWN.  
PLEASE KEEP THE PACKAGING FOR FUTURE REFERENCE.  
ADULT SUPERVISION IS RECOMMENDED.

## ASSEMBLY INSTRUCTIONS:

1



2



SHORT PRESS OF THE BUTTON TO TURN ON/TURN OFF THE LIGHT OR SWITCH THE LIGHT COLOUR (TOTAL OF 3 COLOURS OF LIGHTS).

LONG PRESS OF THE BUTTON TO ADJUST THE BRIGHTNESS OF THE LIGHT.

MADE IN CHINA

FOR AU / NZ: IMPORTED FOR KMART STORES IN AUSTRALIA AND NEW ZEALAND.

KMART CUSTOMER SERVICE  
AU: 1800 124 125 NZ: 0800 945 995

 **WARNING:**  
CHOKING HAZARD- SMALL PARTS.  
NOT FOR CHILDREN UNDER 3 YRS.