

INSTRUCTION MANUAL

43277537

[KMT085]

43277537_MAN_GamingHeadsetCombatKitty_v1

Artwork Proof Date: 14.04.2023

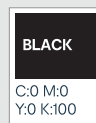
Number of artboards: 1

PAPER:

80gsm

Bright white uncoated paper

PRINT COLOURS:



PRINT FINISH:

Double sided

Folded in the centre



CHANGE LOG CREST INTERNAL USE ONLY

v1 - fresh

ARTWORK SHOULD NOT BE AMENDED WITHOUT PRIOR AGREEMENT FROM CREST.
ALL ARTWORK MUST BE APPROVED BY CREST PRIOR TO MASS PRODUCTION.
IF THERE ARE QUERIES ABOUT THIS ARTWORK PLEASE CONTACT:
EMAIL: design@crest.com.au

THANK-YOU.

anko

Gaming Headset Kombat Kitty Operating instructions

includes:

- › headphones
- › detachable microphone
- › 3.5mm headphone splitter
- › user manual

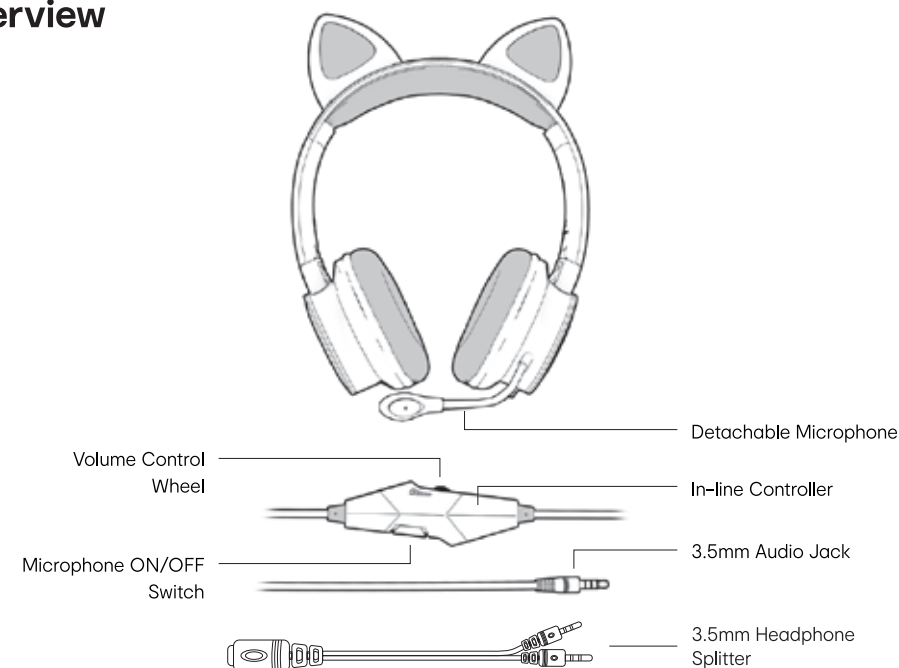


43-277-537

105mm

105mm

Overview



How to use the headphone

- › Connect the headphone to your device via the 3.5mm socket.
- › Adjust volume or switch the microphone ON/OFF by using the in-line controller.
- › Use the supplied 3.5mm headphone splitter where a dual connection to your device is required.

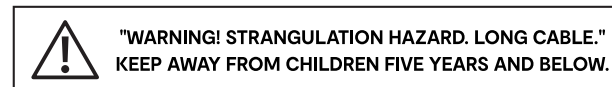
Troubleshooting

No sound from the headset

- › Adjust the volume by using the volume control wheel.
- › Make sure the headphone socket is fully inserted into your device.
- › Make sure the microphone is switched ON. The microphone switch is located on the in-line controller next to the volume.

No sound from the microphone

- › Detach and reattach the microphone.
- › Check the volume and microphone settings on your device.
- › Make sure the microphone is switched ON. The microphone switch is located on the in-line control next to the volume.



"WARNING! STRANGULATION HAZARD. LONG CABLE."
KEEP AWAY FROM CHILDREN FIVE YEARS AND BELOW.