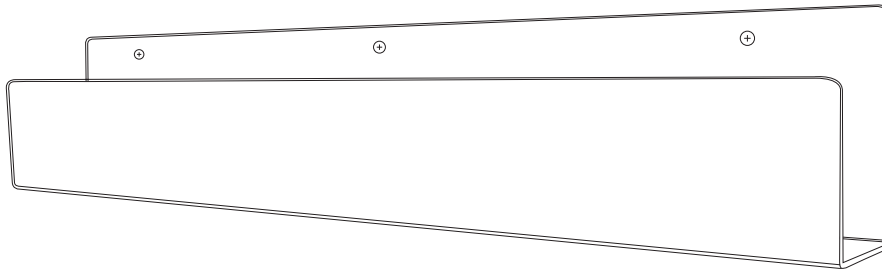


INSTRUCTION MANUAL

90CM ACRYLIC SHELF

K: 43331642 / T: 68724115



WARNING:

DO NOT MOVE ITEMS PLACED ON THE SHELF AFTER INSTALLATION.

DO NOT PLACE HOT OBJECTS ON PLASTIC FURNITURE.

KEEP ALL SMALL PARTS AWAY FROM BABIES AND CHILDREN AS THEY POTENTIALLY POSE A SERIOUS CHOKING HAZARD.

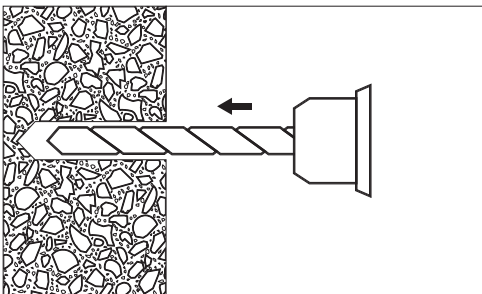
FAILURE TO FOLLOW THESE WARNINGS COULD RESULT IN SERIOUS INJURY AND PROPERTY DAMAGE.

MAXIMUM LOADING WEIGHT: 10KG.

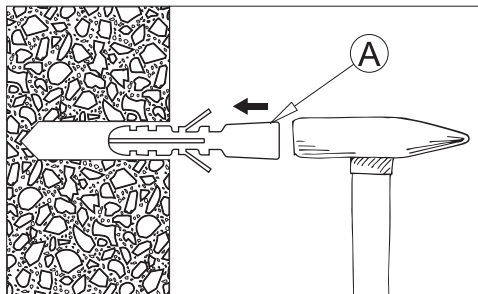
#	PARTS	QTY
A		3

#	PARTS	QTY
B		3

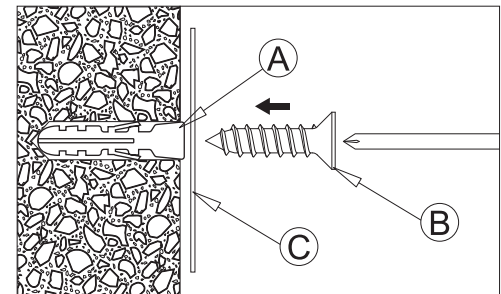
#	PARTS	QTY
C		1



Step 1: PART A-screw size:M4,use a drill bit with the same diameter as PART A for drilling.



Step 2: Insert PART A into the hole



Step 3: Screw PART B and PART C into PART A

