

AGES 5+ YEARS

RC ROBO CAT

MANUAL



PACKAGE CONTENTS

- Cat
- Remote Control
- User Manual

IMPORTANT SAFETY PRECAUTIONS

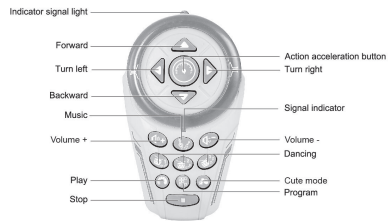
READ ALL INSTRUCTIONS BEFORE USING YOUR CAT.

1. Do not use your cat near water. Clean using a soft cloth or paper towel.
2. Do not place your cat on any wet surfaces.
3. Do not allow children under age five to play with your cat without adult supervision.
4. Do not expose your cat to excessive heat, flames or fire.
5. Always press all buttons or switches carefully.
6. Do not use in extremely dry environments, as this can lead to static discharge during usage.
7. Do not expose your cat to temperatures above 40°C. Keep out of direct sunlight.
8. Do not drop, puncture or expose your cat to excessive trauma.
9. Your cat is not intended for commercial use.

CAT



REMOTE CONTROL

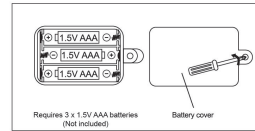


-1-

INSERTING BATTERIES

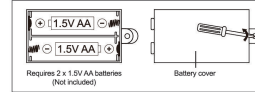
Cat

1. Unscrew to open battery cover, insert 3 X 1.5 V AAA batteries.
 2. Replace battery cover.
- Attention: remove batteries after you have finished using your product.



Remote control

1. Unscrew to open battery cover, insert 2 X 1.5 V AA batteries.
 2. Replace battery cover.
- Attention: remove batteries after you have finished using your product.



POWERING ON YOUR CAT

Once you have inserted batteries into your cat and remote control, you can go ahead and power on your cat. To do so, slide the ON/OFF switch located underneath the cat to the ON position. When the cat is not operational for about 3 minutes, it will make a sound and enter sleep mode. When your cat is in sleep mode, you can restart the ON/OFF switch at the bottom of the cat to resume use. When you have finished playing with your cat, slide the ON/OFF switch to the OFF position.

NOTE: When your cat is running low on power, some of the functions will not be available. Once the batteries are completely depleted, replace the batteries as soon as possible to continue use.

MOVING YOUR CAT

You can use your remote control to move your cat around in different directions.

Press the forward/backward button to make the cat move, then walk forward/backward for a distance.

Press the left/right button to make the cat move, then walk left/right for a distance.

Press the action acceleration button, the cat will enter action acceleration mode, press the forward/backward button, the cat will accelerate forward/backward for a distance. Press the action acceleration button again to return normal mode.



-2-

PLAY

Press the play button, the cat will demonstrate "forward", "backward", "turn left", "turn right" actions with sound.

CUTE MODE

Press the cute mode button, the cat will move continuously back and forth, left and right, and make a sound.

PROGRAMMING YOUR CAT

Press the program button and your cat will enter program mode. Once in program mode, you can press any buttons on the controller (except volume +/- button) to create a movement program. The cat can be programmed with up to 30 actions. Press the program button again to have your cat carry out the movement program that you created.

PRODUCT MAY VARY SLIGHTLY FROM IMAGE SHOWN.
READ THE INSTRUCTIONS BEFORE OPERATING THE PRODUCT.
PLEASE KEEP THE PACKAGING AND INSTRUCTION MANUAL FOR FUTURE REFERENCE.

KEYCODE: 43336029

WARNING: BATTERIES ARE TO BE INSERTED WITH THE CORRECT POLARITY (+ AND -). DO NOT MIX DIFFERENT TYPES OF BATTERIES OR NEW AND USED BATTERIES. NON-RECHARGEABLE BATTERIES ARE NOT TO BE RECHARGED. RECHARGEABLE BATTERIES ARE ONLY TO BE CHARGED UNDER ADULT SUPERVISION. RECHARGEABLE BATTERIES ARE TO BE REMOVED FROM THE TOY BEFORE BEING CHARGED. THE SUPPLY TERMINALS ARE NOT TO BE SHORT-CIRCUITED. REMOVE BATTERIES FROM THE TOY WHEN NOT IN USE FOR AN EXTENDED TIME OR WHEN BATTERIES BECOME EXHAUSTED. BATTERY INSTALLATION BY AN ADULT IS REQUIRED. DISPOSE OF BATTERIES RESPONSIBLY. DO NOT DISPOSE OF IN FIRE.

WARNING: CHOKING HAZARD
SMALL PARTS. NOT FOR CHILDREN UNDER 3 YEARS.

WARNING: FOR SAFETY REASONS, REMOVE ALL TAGS, LABELS AND PLASTIC FASTENERS BEFORE GIVING THIS TOY TO YOUR CHILD.

WARNING: THIS TOY PRODUCES FLASHES THAT MAY TRIGGER EPILEPSY IN SENSITISED INDIVIDUALS.

-3-