

142x210mm单面印刷

Years
4+




1+
Players

43-339-952 / GPF2302

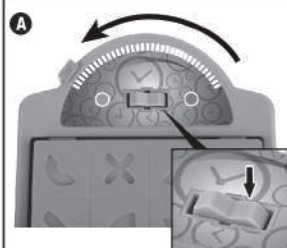


Scramble

INSTRUCTIONS

Contents

 <p>1</p> <p>x 1</p>	 <p>2</p> <p>x 16</p>	 <p>Storage compartment</p>
--	---	---

Set-up and Assembly

 <p>A</p>	 <p>B</p>	 <p>C</p>
---	---	--

Assembly and Set-up:

1. Check contents to ensure you have all of the pieces.
2. Place all the game pieces in a pile next to the game base and mix them up, so all the pieces are randomly spread out.
3. With the switch in the "red spot" position, move the timer arrow all the way to the left (see diagram A).
4. Press the middle spot of the centre tray downwards until you hear a click noise and the tray locks in position (see diagram B).
5. You're ready to play!

How to play:

1. Turn the switch to the "green spot" position to start the timer (see diagram C).
2. Try to place each shape in its matching hole as quickly as you can.
3. If you get all the shapes in position before the timer runs out, you win!
4. Beat your time! - If you get all the shapes in position before the timer runs out, press the timer switch to see how much time you have left using the colour-coded bars as a guide. Try to beat your time on the next round!


Note to parents:

1. For younger children, try playing the game without the timer and without pressing the centre tray down.
2. This will allow children to get used to shape recognition, without the frustration of not completing the game in time.
3. The challenge of the timer can be introduced once you feel confident your child has learnt where the shaped pieces go.

**PRODUCT MAY VARY FROM IMAGE SHOWN.
PLEASE KEEP THE PACKAGING FOR FUTURE REFERENCE.**

MADE IN CHINA

CUSTOMER SERVICE:
KMART AU: 1800 124 125
KMART NZ: 0800 945 995
TARGET AU: 1300 753 567
 231488a



WARNING:

CHOKING HAZARD - Toy contains small parts. Not for children under 3 years.

WARNING: FOR SAFETY REASONS, PLEASE REMOVE ALL TAGS, LABELS AND PLASTIC FASTENERS BEFORE GIVING THIS TOY TO YOUR CHILD.