

# Microscope

› magnification: 100x, 300x, 600x, 900x

8+ years



**Contents:**

- |                    |                  |                   |                      |
|--------------------|------------------|-------------------|----------------------|
| 1 Microscope       | 1 Prepared slide | 1 Tweezer         | 5 Cover slips        |
| 1 Magnifier        | 7 Blank slides   | 1 Set of scalpels | 1 Instruction manual |
| 1 Transfer pipette | 5 Blank labels   |                   |                      |

**GUIDANCE FOR SUPERVISING ADULTS**

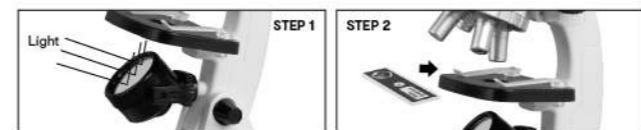
- 1) This microscope is recommended for children over the age of 8 years old.
- 2) Read and follow the instructions carefully. Safety regulation and first aid information for your reference only.
- 3) This toy contains functional sharp edges on scalpels.
- 4) Incorrect use of chemicals can result in injury and harm to health.
- 5) Due to the fact that the abilities of children differ, supervising adults should assess as to which experiment is appropriate for them.

- 6) Children should be supervised by an adult at all times.
- 7) The preparation area should be kept clear of any obstruction. It should be clean and near a sink or water.

**COMPONENTS OF A MICROSCOPE**



**HOW TO OBSERVE THE SPECIMEN**



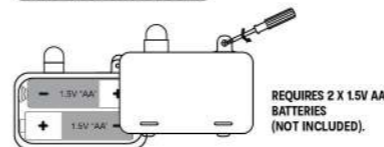
- STEP 1 - Adjust the body and reflector so the light is caught by the mirror.
- STEP 2 - Put the prepared slide on the platform, and fasten it in place with the clips.



STEP 3

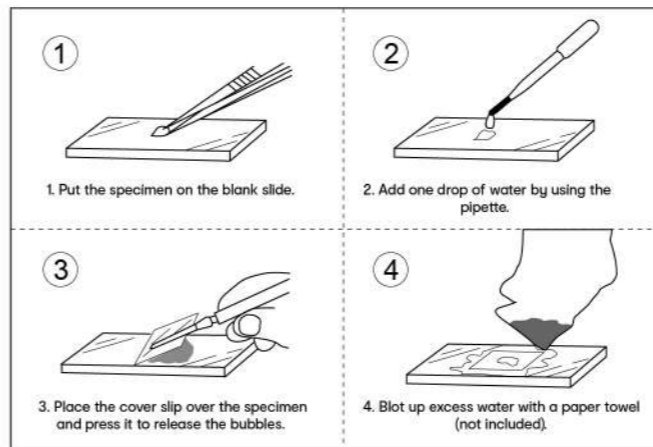
- STEP 3 - Select the magnification strength you desire. The greater the length of the objective lens, the greater the magnification. The initial setting for this product is usually set to the lowest.
- STEP 4 - Turn the revolving turret until you hear one click sound to select the desired magnification strength.
- STEP 5 - Turn the focusing knob to adjust the lens to the closest distance to the prepared slide, then look at the prepared slide through the eyepiece and adjust the focusing knob until the image is in focus.

**BATTERY INSTALLATION:**



**Attention:** When the power is low, the microscope will become unresponsive. Please replace the batteries as soon as possible to continue use.

**HOW TO PREPARE A SIMPLE SPECIMEN**



**EXAMPLES OF SPECIMEN PREPARATION**

**ONION**

Use tweezers to peel off a thin layer of membrane of garlic or onion, place the membrane on a blank slide, add a drop of water on it, put the cover slip on and press it down, then you can observe the cells on the membrane. If you want to see the cells more clearly, you can add a drop of Iodine solution or ink (not included). Adults supervision is required with iodine or ink, as it can cause staining on skin or clothing.

**FLOWER PETAL**

Cut a small piece of a flower petal and place it on a blank slide, add a drop of water on it, put the cover slip on and press it down, then you can observe the anatomy of the plant.

**SAND**

Use a spoon to take some sand grains, place them on a blank slide, add a drop of water on it, put the cover slip on and press it down, then you can observe the shape, size and colour of the sand.

**WARNING:** FOR SAFETY REASONS, REMOVE ALL TAGS, LABELS AND PLASTIC FASTENERS BEFORE GIVING THIS TOY TO YOUR CHILD.

**CAUTION:** DO NOT LOOK THROUGH MAGNIFIER DIRECTLY AT THE SUNLIGHT. **WARNING:** THIS TOY CONTAINS FUNCTIONAL SHARP EDGE ON SCALPEL.

**WARNING:** BATTERIES ARE TO BE INSERTED WITH THE CORRECT POLARITY (+ AND -). DO NOT MIX DIFFERENT TYPES OF BATTERIES OR NEW AND USED BATTERIES. NON-RECHARGEABLE BATTERIES ARE NOT TO BE RECHARGED. RECHARGEABLE BATTERIES ARE ONLY TO BE CHARGED UNDER ADULT SUPERVISION. THE SUPPLY TERMINALS ARE NOT TO BE SHORT-CIRCUITED. REMOVE BATTERIES FROM THE TOY WHEN NOT IN USE FOR AN EXTENDED TIME OR WHEN BATTERIES BECOME EXHAUSTED. BATTERY INSTALLATION BY AN ADULT IS REQUIRED. DISPOSE OF BATTERIES RESPONSIBLY. DO NOT DISPOSE OF IN FIRE.

**WARNING: CHOKING HAZARD**  
SMALL PARTS. NOT FOR CHILDREN UNDER 3 YEARS.  
PRODUCT MAY VARY SLIGHTLY FROM IMAGE SHOWN. PLEASE KEEP THE PACKAGING FOR FUTURE REFERENCE. POWER STATED IS FOR REFERENCE ONLY AND THERE MAY BE A DIFFERENCE IN MANUFACTURING.  
KEYCODE: 43343515

MADE IN CHINA  
CUSTOMER SERVICE:  
KHMART AU: 1800 124 925  
KHMART NZ: 0800 945 995  
TARGET AU: 1300 753 567