

# KMT说明书 折页 128g双铜 尺寸: 89\*127mm

anko

## 12 month warranty

Thank you for your purchase.

Your new product is warranted to be free from defects in materials and workmanship for the period stated above, from the date of purchase, provided that the product is used in accordance with accompanying recommendations or instructions where provided. This warranty is in addition to your rights under the Australian Consumer Law. For New Zealand customers, this warranty is in addition to statutory rights observed under New Zealand legislation.

We will provide you with your choice of a refund, repair (where possible) or exchange (availability dependent) for this product if it becomes defective within the warranty period. The business will bear the reasonable expense of claiming the warranty. This warranty will no longer apply where the defect is a result of alteration, accident, misuse, abuse or neglect.

Please retain your receipt as proof of purchase and contact our Customer Service Centre as listed below, for the entity you purchased this product from, for any difficulties with your product. Warranty claims and claims for expense incurred in returning this product can be addressed to the respective Customer Service Centre.

Our goods come with guarantees that cannot be excluded under the Australian Consumer Law. You are entitled to a replacement or refund for a major failure and compensation for any other reasonably foreseeable loss or damage. You are also entitled to have the goods repaired or replaced if the goods fail to be of acceptable quality and the failure does not amount to a major failure.

Contact for Kmart purchases	Contact for Target purchases
Kmart Australia Ltd. C/- Customer Service Centre 690 Springvale Road, Mulgrave Vic 3170 Customer Service: 1800 124 125 (Australia) or 0800 945 995 (New Zealand) or via Customer Help at <a href="http://kmart.com.au">kmart.com.au</a>	Target Australia Pty Ltd C/- Customer Service Centre 2 Kendall Street, Williams Landing, Vic, 3027 Customer Service: 1300 753 567 or via Customer Help at <a href="http://target.com.au/help/contact-us">target.com.au/help/contact-us</a>

K: 43351428 | 43351411 | 43351404

T: 68734619 | 69224225 | 69224331

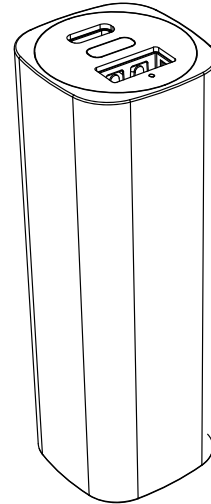
Model: PB003

## Lipstick Power Bank

### User manual

Accessory included :

Type-C Cable



## Quick Start Guide

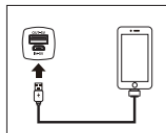


Type-C Input

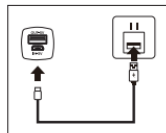
Switch button

USB-A output

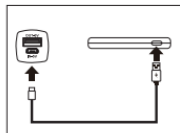
## How to charge the power bank:



Use the USB-A port to charge your mobile.



Charge the battery pack itself by a USB



Charge the battery pack itself by a PC's USB port.

## Specification:

Lithium battery capacity : 3000mAh / 11.1Wh 3.7V

Output port : USB-A

Input port: TYPE-C

Input : 5V/2A

Output : 5V/2A

Dimension : 93mm\*30mm\*30mm

Weight : 123g

Remark : When charging , the white LED light flashes , It stays lit when fully charged.

## WARNING

1. Before using the unit please read this manual carefully.
2. Ensure children and infants do not play with plastic bags or any packaging materials.
3. Children must not use this product without adult supervision.
4. Keep away from water, liquids, or wet areas.
5. Use a dry cloth to clean this product. Do not use chemicals on this product.
6. Do not expose the product to fire or high temperatures over 45°C.
7. Make sure the product has plenty of ventilation during charging.
8. Do not place the product in direct sunlight, heat or the under the windshield.
9. Do not drop, stand on, puncture, or apply excessive force to the product, as harsh impacts could damage the product. If unit is dropped or otherwise damaged, discontinue use immediately.
10. If crushed, punctured, disassembled, exposed to fire or high temperatures, batteries may catch fire or explode.
11. If the product swells or bulges, discontinue use immediately and dispose of the unit appropriately.
12. Do not insert foreign objects into the product.
13. Do not try to repair or disassemble this product.
14. Do not charge the portable charger and charge your device simultaneously.
15. This product should be only operated from the type of power source indicated on the marking label.
16. To preserve battery lifespan, use and recharge at least once every 3 months.
17. For long-term storage (over 3 months), charge the device between 50 percent to 75 percent charge level.
18. When the unit is not in use, make sure it is correctly turned off and stored in a cool dry place.
19. When disposing of this product. Do so responsibly following local government requirements.

READ AND FOLLOW ALL ABOVE INSTRUCTIONS CAREFULLY. DO NOT DROP OR APPLY EXCESSIVE FORCE TO THIS PRODUCT. DO NOT EXPOSE TO HIGH TEMPERATURES. IMPROPER USE OR HANDLING OF THIS PRODUCT MAY RESULT IN FIRE OR EXPLOSION CAUSING SERIOUS INJURY OR PROPERTY DAMAGE.