

anko

K: 43352012 | T: 68769666 (Model: JLR-78549)

SHOWER SPEAKER

User Manual

Notice :

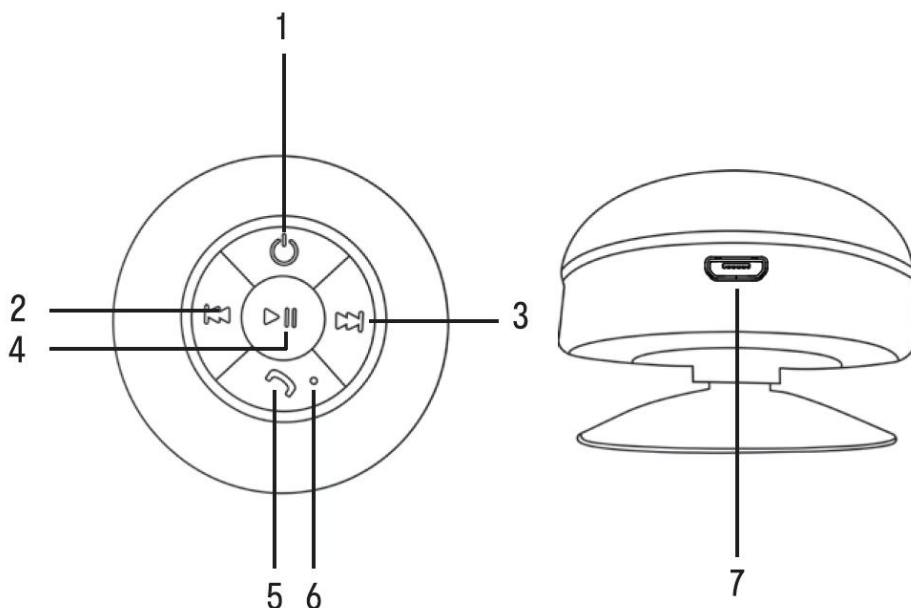
Please read user manual carefully before any operations, and keep it for your records.

Safety instructions:

- Do not disassemble this product.
- This product is not a toy. Use extra caution while children are using this product.
- Keep the speaker away from direct sunlight, fire and high voltage equipment.
- Do not store the speaker inside a car during hot weather.
- Speaker shall not be exposed to excessive heat such as sunshine, fire or the like.
- Device may become warm while charging.
- Be assured to turn product completely off when plugging and unplugging into outlet.
- The marking information is located at the bottom of apparatus.

Package includes:

- 1×Bluetooth® speaker
- 1×USB charging cable
- 1×User Manual



Functionality:

- ① Power button: turn on/off the unit
- ② Long press to previous song. Short press to Volume-
- ③ Long press to next song. Short press to Volume+
- ④ play/pause button: press to play or pause the music
- ⑤ phone call button
- ⑥ Microphone
- ⑦ USB-micro port

Charging:



The speakers are powered via an integrated rechargeable battery. The battery cannot be removed or replaced. Upon initial use, the battery should be charged fully to ensure optimal performance and battery life.

Charge the device with the included USB charging cable. Plug the micro-USB end of the charging cable into the DC charging port (7) and the USB-A into a suitable USB port on your computer or a USB wall charger with DC5V.

When the LED indicator turn to red, the battery is being charged.

When the battery is fully charged, the LED indicator light will go out.

Power On/Off

1. Long press  to turn the unit on
2. Long press  to turn the unit off.

Pairing a Bluetooth device for the first time

1. Press and hold the on/off button for about 3 seconds, until the blue led light comes on.
2. Turn on your external device.
3. Select Bluetooth device name “anko43352012” in your Bluetooth settings menu to pair.
4. When successfully paired and connected, a beep will issue from the unit.

After initial pairing, the unit will stay paired unless unpaired manually by the user.


If you have used Bluetooth connection before, the system will start searching for the device last connected. When the device is found, the system will re-connect automatically.


NOTE: Only one Bluetooth device can be connected to the speakers at one time.

NOTE:

Should your device become unpaired or you are not able to connect it, repeat the above steps.

Hands free

Press  button to answer or hang up a phone call

Press  button twice to redial the last phone call

Technical specification:

BLUETOOTH VERSION: 5.3

SPEAKER: 1X0.5W
BATTERY: 300MAH
WORKING DISTANCE: 10M
WORKING TIME: APPROX 2 HOURS AT 80% VOLUME
CHARGING TIME: APPROX 2 HOURS
30CM USB-A TO USB-MICRO CHARGING CABLE INCLUDED

12 Month Warranty

Thank you for your purchase.

Your new product is warranted to be free from defects in materials and workmanship for the period stated above, from the date of purchase, provided that the product is used in accordance with accompanying recommendations or instructions where provided. This warranty is in addition to your rights under the Australian Consumer Law. For New Zealand customers, this warranty is in addition to statutory rights observed under New Zealand legislation.

We will provide you with your choice of a refund, repair (where possible) or exchange (availability dependent) for this product if it becomes defective within the warranty period. The business will bear the reasonable expense of claiming the warranty.

This warranty will no longer apply where the defect is a result of alteration, accident, misuse, abuse or neglect.

Please retain your receipt as proof of purchase and contact our Customer Service Centre as listed below, for the entity you purchased this product from, for any difficulties with your product. Warranty claims and claims for expense incurred in returning this product can be addressed to the respective Customer Service Centre.

Our goods come with guarantees that cannot be excluded under the Australian Consumer Law. You are entitled to a replacement or refund for a major failure and compensation for any other reasonably foreseeable loss or damage. You are also entitled to have the goods repaired or replaced if the goods fail to be of acceptable quality and the failure does not amount to a major failure.

Contact for Kmart purchases	Contact for Target purchases
Kmart Australia Ltd. C/- Customer Service Centre 690 Springvale Road, Mulgrave Vic 3170 Customer Service: 1800 124 125 (Australia) or 0800 945 995 (New Zealand) or via Customer Help at kmart.com.au	Target Australia Pty Ltd C/- Customer Service Centre 2 Kendall Street, Williams Landing, Vic, 3027 Customer Service: 1300 753 567 or via Customer Help at target.com.au/help/contact-us