

MINI 5 IN 1 NAIL KIT

TB-0602A

INSTRUCTION MANUAL

**Safety Instructions:**

To ensure proper operation of this device, please read this instruction manual carefully before use and keep it for further reference.

**⚠ WARNING**

- Do not use this device under the following conditions:
  - If you have allergies
  - If the area of use has wounds, inflammation, lumps or other skin diseases and conditions
- Do not use this device if it has any damage.
- This product has different accessories for different purposes, before use, select and install the accessory you need .
- If you feel any discomfort on your body while using the device, immediately stop using it and consult a doctor.
- Do not attempt to modify, disassemble (except removable parts), or repair the device by yourself to prevent injury.

**⚠ CAUTION**

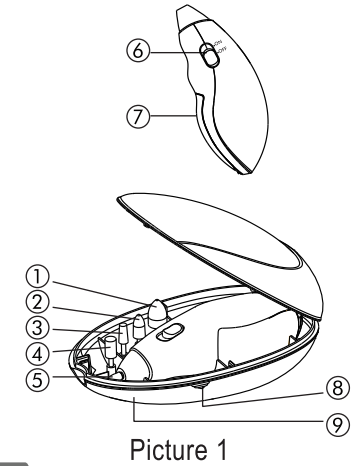
- Do not share the same device with others.
- Keep the device out of reach of children.
- Regularly clean the device to extend its lifetime.
- This device is battery-operated. If you do not use the device for a long time, remove the batteries.

**Product Specifications:**

- Type of Battery: AAA x 2 (Not Included)

**Product Description:**

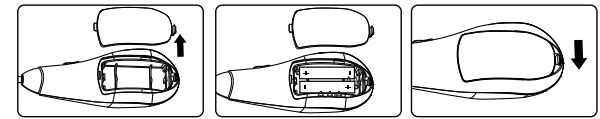
- ① Felt Polisher Head
- ② Filing Head
- ③ Buffing Head
- ④ Shaping Head
- ⑤ Cuticle Head
- ⑥ Power Switch
- ⑦ Battery Cover
- ⑧ Opening Pressure Point
- ⑨ Storage Case



Picture 1

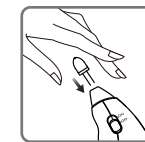
**Operating Instructions:**

※ Remove the Battery Cover, insert two AAA batteries as shown below (picture 2). Replace the cover.



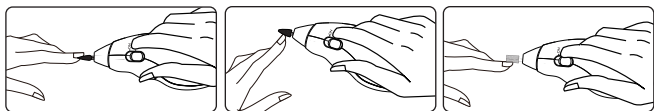
Picture 2

Open the Storage Case by pressing Opening Pressure Points at two sides of the Storage Case. It is recommended to select and install the grinding head you want to use. To install the grinding head, align it with the device connection shaft and press until it firmly locks the position.

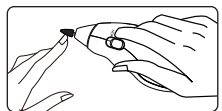


Picture 2

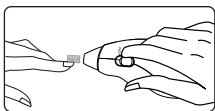
- Cuticle Head:** to gently push back cuticles from the natural nails.(Picture 3)
- Filing Head:** to polish and smooth the surface and edges of acrylic nails.(Picture 4)
- Shaping Head:** to shape with precision, and to make acrylic nails thinner.(Picture 5)
- Buffing Head:** to polish the surface of acrylic nails, to smooth and even the surface. (Picture 6)
- Felt Grinder:** to polish nails giving it a glossy finish.(Picture 7)



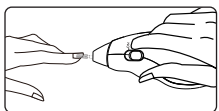
Picture 3



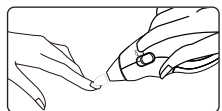
Picture 4



Picture 5



Picture 6



Picture 7

**Cleaning & Maintenance:**

- 1) Make sure the device is turned off before you start cleaning it.
- 2) Clean the device body after each use with a clean slightly wet cloth, afterward, dry it completely with a dry cloth.
- 3) Do not immerse the device in water. Do not use alcohol, steel wool, abrasive cleansers, chemicals, or corrosive liquids to clean the device or the accessories to prevent damages.
- 4) If the heads device are worn out or become old, please replace them.

**Recycling:**

Batteries contain substances that may pollute the environment. Remove the battery when it is empty or when you discard the appliance. Do not throw away the battery with the normal household waste, dispose the batteries responsibly by recycling. Children should be supervised to ensure that they do not play with the appliance.

**Troubleshooting**

Problem	Possible Cause	Solution
Not working	Battery installed incorrectly.	Reinstall battery correctly.
	Low battery.	Install new battery.
Abnormal noise	Grind head installed incorrectly.	Remove and reinstall the grinding head correctly.
Poor Manicure result	Low battery.	Install new battery.
	Worn tool head.	Replace with a new tool head.

**12 Month Warranty**

Thank you for your purchase.

Your new product is warranted to be free from defects in materials and workmanship for the period stated above, from the date of purchase, provided that the product is used in accordance with accompanying recommendations or instructions where provided. This warranty is in addition to your rights under the Australian Consumer Law.

For New Zealand customers, this warranty is in addition to statutory rights observed under New Zealand legislation.

We will provide you with your choice of a refund, repair (where possible) or exchange (availability dependent) for this product if it becomes defective within the warranty period. The business will bear the reasonable expense of claiming the warranty. This warranty will no longer apply where the defect is a result of alteration, accident, misuse, abuse or neglect.

Please retain your receipt as proof of purchase and contact our Customer Service Centre as listed below, for the entity you purchased this product from, for any difficulties with your product. Warranty claims and claims for expense incurred in returning this product can be addressed to the respective Customer Service Centre.

Our goods come with guarantees that cannot be excluded under the Australian Consumer Law. You are entitled to a replacement or refund for a major failure and compensation for any other reasonably foreseeable loss or damage. You are also entitled to have the goods repaired or replaced if the goods fail to be of acceptable quality and the failure does not amount to a major failure.

Contact for Kmart purchases	Contact for Target purchases
Kmart Australia Ltd. C/- Customer Service Centre 690 Springvale Road, Mulgrave Vic 3170 Customer Service: 1800 124 125 (Australia) or 0800 945 995 (New Zealand) or via Customer Help at kmart.com.au	Target Australia Pty Ltd C/- Customer Service Centre 2 Kendall Street, Williams Landing, Vic, 3027 Customer Service: 1300 753 567 or via Customer Help at target.com.au/help/contact-us

名称	TB-0602A 说明书			审核	GRC
尺寸	400*165mm				
材质	80G书写纸	订单包材		日期	2023/12/22
工艺	无	订单编号	GRC23043		
颜色	双面单黑印刷		单位	设计	杨 婷
其他	风琴3折100*165MM		毫米		