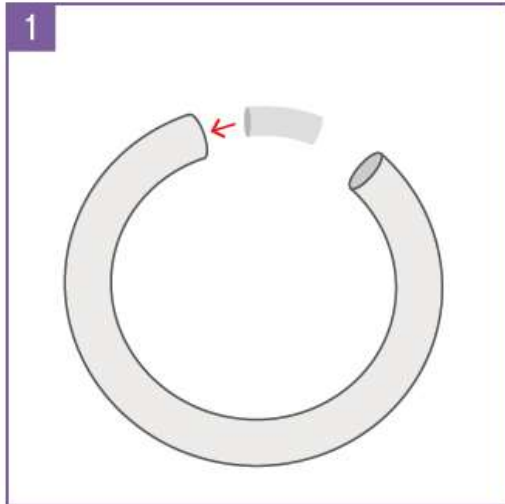
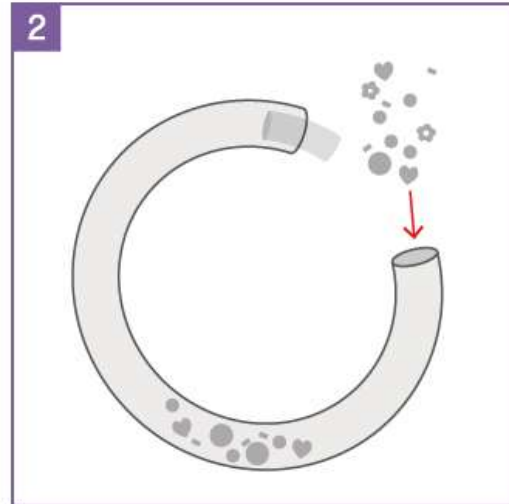


# LIQUID BANGLES

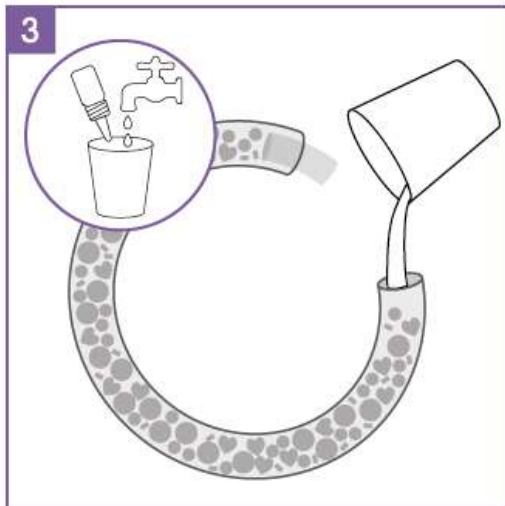
## DESIGN SET



1  
Bend the tube and insert the tube connector at one end.



2  
Add your favorite beads, crystals, clay sprinkles at the open end.



3  
Add the dye powder to a cup containing water and mix together. Fill the tube with the mixture (cup not included).



4  
Connect both ends of the tube with the tube connector tightly to complete your own bracelet.

 **WARNING:**  
CHOKING HAZARD - SMALL PARTS.  
NOT FOR CHILDREN UNDER 3 YEARS.

**CAUTION:**  
RINSE EYES IMMEDIATELY IF THE POWDER COMES INTO CONTACT WITH THEM. IF IRRITATION PERSISTS, SEEK MEDICAL ATTENTION.

**ATTENTION:**  
ALL ART MATERIALS LIKE POWDER, MAY CAUSE STAINS. ALWAYS PROTECT CLOTHES, CARPET, WORK SURFACE, FURNITURE AND OTHER OBJECTS. ALWAYS USE A PROTECTIVE COVER TO PREVENT STAINS.

**CAUTION:**  
ADULT SUPERVISION IS REQUIRED.

**MADE IN CHINA.**

**KEYCODE**

**K: 43-375-608**

**T: 69-567-674**