

6+ YEARS

POLICE ROBOT MANUAL



PACKAGE CONTENTS

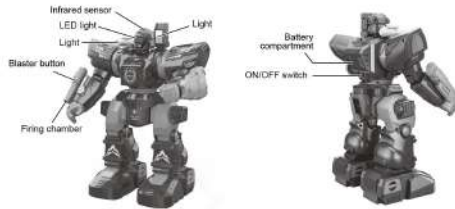
• Robot • Remote Control • 3 x Darts • User Manual

IMPORTANT SAFETY PRECAUTIONS

READ ALL INSTRUCTIONS BEFORE USING YOUR ROBOT.

1. Do not use your robot near water. Clean using a soft cloth or paper towel.
2. Do not place your robot on any wet surfaces.
3. Do not allow children under the age of six to play with robot.
4. Do not expose your robot to excessive heat, flames or fire.
5. Always press all buttons or switches carefully.
6. Do not use in extremely dry environments, as this can lead to static discharge during usage.
7. Do not expose your robot to temperatures above 40°C. Keep out of direct sunlight.
8. Do not drop, puncture or expose your robot to excessive trauma.
9. Your robot is not intended for commercial use.

ROBOT



REMOTE CONTROL

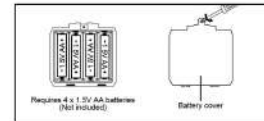


-1-

INSERTING BATTERIES

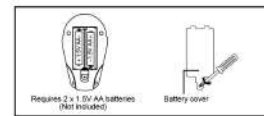
Robot

1. Unscrew to open battery cover, insert 4 X 1.5V AA batteries.
 2. Replace battery cover.
- Attention: remove batteries after you have finished using your product.



Remote control

1. Unscrew to open battery cover, insert 2 X 1.5V AA batteries.
 2. Replace battery cover.
- Attention: remove batteries after you have finished using your product.



POWERING ON YOUR ROBOT

Once you have inserted batteries into your robot and remote control, you can go ahead and power on your robot. To do so, switch the ON / OFF button to turn on the robot. (The LED light of the eyes will be on.) When you do not operate the robot for about 3 minutes, it will make a sound and enter sleep mode, you can restart by switching the ON / OFF button to resume use. When you have finished playing with your robot, switch the ON / OFF button to turn off the robot. NOTE: When your robot is running low on power, it will emit an audible tone and power down. Once the batteries are completely depleted, replace the batteries as soon as possible to continue use.

MOVING YOUR ROBOT

You can use your remote control to move your robot around in different directions.

By pressing the left and right arrow buttons, your robot will turn left or right.



By pressing the forward / backward button, the robot will walk forward / backward for a distance. By pressing the action acceleration button, the robot will enter action acceleration mode, press the forward / backward button, the robot will accelerate forward / backward for a distance. Press the action acceleration button again to return normal mode.



-2-

PROGRAMMING YOUR ROBOT

Press the program button and your robot will enter program mode. Once in program mode, you can press the directional buttons or music & dancing button a series of times to create a movement program. The robot can be programmed with up to 50 actions. Press the program play button to have your robot carry out the movement program that you created.

BLASTER FUNCTION

Load a dart into the firing chamber of the robot. Press the blaster button on robot arm, and the robot will blast the dart.



K: 43-385-805 | T: 69-549-764

PRODUCT MAY VARY SLIGHTLY FROM IMAGE SHOWN. READ THE INSTRUCTIONS BEFORE OPERATING THE PRODUCT. PLEASE KEEP THE PACKAGING AND INSTRUCTION MANUAL FOR FUTURE REFERENCE.

WARNING: BATTERIES ARE TO BE INSERTED WITH THE CORRECT POLARITY (+ AND -). DO NOT MIX DIFFERENT TYPES OF BATTERIES OR NEW AND USED BATTERIES. NON-RECHARGEABLE BATTERIES ARE NOT TO BE RECHARGED. RECHARGEABLE BATTERIES ARE ONLY TO BE CHARGED UNDER ADULT SUPERVISION. RECHARGEABLE BATTERIES ARE TO BE REMOVED FROM THE TOY BEFORE BEING CHARGED. THE SUPPLY TERMINALS ARE NOT TO BE SHORT-CIRCUITED. REMOVE BATTERIES FROM THE TOY WHEN NOT IN USE FOR AN EXTENDED TIME OR WHEN BATTERIES BECOME EXHAUSTED. BATTERY INSTALLATION BY AN ADULT IS REQUIRED. DISPOSE OF BATTERIES RESPONSIBLY. DO NOT DISPOSE OF IN FIRE.

WARNING: CHOKING HAZARD
SMALL PARTS. NOT FOR CHILDREN UNDER 3 YRS.

WARNING: DO NOT AIM IT AT EYES OR FACE. DO NOT USE PROJECTILES OTHER THAN THOSE SUPPLIED BY MANUFACTURER.

WARNING: FOR SAFETY REASONS, REMOVE ALL TAGS, LABELS AND PLASTIC FASTENERS BEFORE GIVING THIS TOY TO YOUR CHILD.

WARNING: THIS TOY PRODUCES FLASHES THAT MAY TRIGGER EPILEPSY IN SENSITISED INDIVIDUALS.

-3-