

anko

Pillow Massager Instruction Manual



M32081

Rev 01

To ensure proper operation of this device, please read this instruction manual carefully before using the device and keep it for further reference.

IMPORTANT SAFETY INSTRUCTIONS

WARNINGS

We recommend checking with your doctor before using the massager, especially if you have health problems.

Before using this appliance, read and follow all warnings and instructions in this manual, even if you are familiar with this product.

This appliance is not intended for use by persons (including children) with reduced physical, sensory or mental capabilities, or lack of experience and knowledge, unless they have been given supervision or instruction concerning use of the appliance by a person responsible for their safety.

Children should be supervised to ensure that they **DO NOT** play with the appliance.

The appliance has a heated surface. Persons insensitive to heat must be careful when using the appliance.

PLEASE READ THIS INSTRUCTION MANUAL CAREFULLY BEFORE FIRST USE.

- It is advisable to keep this instruction manual for future reference.
- **DO NOT** use this product as a substitute for medical attention.
- **DO NOT** use this product for more than 15 minutes at a time. Allow at least 30 minutes cool down period in between uses. Extensive use could lead to the appliance overheating and reduce the life of the product.
- The unattended use of heat by children or incapacitated persons may be dangerous.
- This product is not to be used by very young children (0-3 years)
- Children under the age of three are not to use this appliance due to their inability to react to overheating.
- This appliance must not be used by persons insensitive to heat and other very vulnerable persons who are unable to react to overheating if using the Heat Function.
- This product is not intended for medical use. It is intended only to provide a comfortable massage.
- Individuals with pacemakers should consult a physician before using this product.
- **DO NOT** use outdoors.

IMPORTANT SAFETY INSTRUCTIONS

PLEASE READ ALL INSTRUCTIONS CAREFULLY BEFORE OPERATING


- Consult your doctor before using this product if
 - You are pregnant
 - You have a pacemaker
 - You have any concerns regarding your health
- Massage should be pleasant and comfortable. Should pain or discomfort result, or if you experience pain in a muscle or joint for a prolonged period of time, stop use and consult your doctor.
- Never use any massager on the face, open wounds, discoloured areas, areas of poor circulation or any areas of the body that are swollen, burned, inflamed or where skin eruptions or sores are present.
- **DO NOT** use the machine while under the influence of alcohol, sleeping pills or sedatives.
- It is normal to feel itching, tingling or see redness on area of the skin where the massager was used after use. These symptoms will soon disappear. However, if these symptoms remain for an extended period, we suggest consulting your doctor as there may be a more serious underlying issue.
- To prevent bruising, **DO NOT** press too hard on the device.
- **DO NOT** leave the appliance unattended when in use or plugged in.
- Take care that children cannot touch the appliance when in use, and make sure they cannot reach and pull the power cord.
- To protect against the risk of electric shock, **DO NOT** immerse the appliance, cord or power adaptor in water or other liquids.
- **DO NOT** use or store the product near sinks, baths or showers containing water or near running water.
- **DO NOT** use in the bath, shower, spa, pool etc.
- Always disconnect the power adaptor from the power point after use.
- **DO NOT** use this appliance if it has been dropped or any part of the appliance (including cord or power adaptor) has been damaged.
- The use of accessories not intended for use with this appliance may cause injuries to the user or damage to the appliance.
- **DO NOT** place this unit on other appliances, on uneven surfaces or where it could be subject to heat sources (e.g. radiators or stoves), direct sunlight, excessive dust
- This appliance should not be placed near a hot gas or electrical burner

SAVE THESE INSTRUCTIONS

or placed in a heated oven.

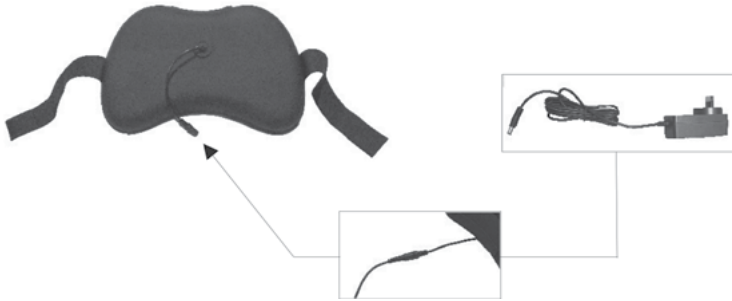
- The appliance should always be switched off before disconnecting from the power supply. Never pull the cord to disconnect the power adaptor from either the appliance or the power point. Grasp the plug / adaptor body.
- There are no user serviceable parts in this appliance.
- If this appliance is to be used by a third party, please supply the instruction manual with it.
- Ensure children and babies **DO NOT** play with plastic bags or any of the packaging material.
- **DO NOT** operate the appliance with wet hands or wet feet to reduce the risk of electric shock.
- **DO NOT** carry the appliance by the power cord.
- **DO NOT** use the appliance while sleeping or if feeling sleepy.
- **DO NOT** use this product before bed. The massager has a stimulating effect and may delay sleep.
- **DO NOT** use this product while in bed.
- **DO NOT** use machinery or heavy equipment while using this appliance.
- **DO NOT** cover the appliance while in use. The product will overheat and may cause fire, electrocution, damage to property or injury to persons.
- Prolonged Heat application can result in skin burns.
- This appliance is intended for human use only. Not for animals and pets.
- **DO NOT** Allow Pets or Animals to Lie or Chew on this appliance or on the electrical cord etc.
- Never reach or touch an appliance which has fallen into water. Unplug from the mains power point immediately.
- Position the power adaptor cord properly so that it will not be walked on, tripped over or pinched by items placed on or against it.
- **DO NOT** store or use the appliance near or in high temperature areas.
- If the power adaptor or power adaptor supply cord is damaged, **DO NOT** use. It must be disposed in order to avoid a hazard.
- **ONLY** for indoor domestic use. Industrial or commercial use invalidates the warranty.
- No liability can be accepted for any damage caused by non-compliance with these instructions or any other improper use or mishandling of appliance.

YOUR PILLOW MASSAGER




INSTRUCTIONS FOR USE

1. Before first use, please read the Instruction Manual carefully.
2. Connect the power adaptor cable jack to the pillow massager.



3. Insert the Power Adaptor into the power point and switch on. The appliance is now ready for use.
4. Press the On /Off button, which is located on the side at the bottom right corner. This will activate the massage and heat function.



5. Press the On/Off button again to turn off the massage/heat.
6. Unplug the pillow massager when not in use.

MAINTENANCE

TO CLEAN

Unplug the unit and allow it to cool before cleaning. Clean only with a soft, slightly damp cloth.

- **NEVER** allow water or any other liquids to come into contact with the appliance especially the power socket or power adaptor.
- **DO NOT** immerse in any liquid to clean.
- **NEVER** use abrasive cleaners, brushes, or strong chemicals that may or may not be flammable and/or damaging to the product to clean.
- **DO NOT** attempt to repair the massager. There are no user-serviceable parts.
- For service, contact Consumer Service at the telephone number listed in the Warranty section.

TO STORE

- Unplug the power adaptor and disconnect from the appliance.
- Place massager in its box or in a cool, dry place.
- Avoid contact with sharp edges or pointed objects.
- To avoid breakage, **DO NOT** wrap the power cord around the unit.
- **DO NOT** hang the unit by the cord.

12 Month Warranty

Thank you for your purchase.

Your new product is warrantied to be free from defects in materials and workmanship for the period stated above, from the date of purchase, provided that the product is used in accordance with accompanying recommendations or instructions where provided. This warranty is in addition to your rights under the Australian Consumer Law.

For New Zealand customers, this warranty is in addition to statutory rights observed under New Zealand legislation.

We will provide you with your choice of a refund, repair (where possible) or exchange (availability dependent) for this product if it becomes defective within the warranty period. The business will bear the reasonable expense of claiming the warranty.

This warranty will no longer apply where the defect is a result of alteration, accident, misuse, abuse or neglect.

Please retain your receipt as proof of purchase and contact our Customer Service Centre as listed below, for the entity you purchased this product from, for any difficulties with your product. Warranty claims and claims for expense incurred in returning this product can be addressed to the respective Customer Service Centre.

Our goods come with guarantees that cannot be excluded under the Australian Consumer Law. You are entitled to a replacement or refund for a major failure and compensation for any other reasonably foreseeable loss or damage. You are also entitled to have the goods repaired or replaced if the goods fail to be of acceptable quality and the failure does not amount to a major failure.

Contact for Kmart purchases	Contact for Target purchases
Kmart Australia Ltd. C/- Customer Service Centre 690 Springvale Road, Mulgrave Vic 3170 Customer Service: 1800 124 125 (Australia) or 0800 945 995 (New Zealand) or via Customer Help at kmart.com.au	Target Australia Pty Ltd C/- Customer Service Centre 2 Kendall Street, Williams Landing, Vic, 3027 Customer Service: 1300 753 567 or via Customer Help at target.com.au/help/contact-us