


SMART LEARNER




1 LCD tablet with a stylus pen



26 double sided alphabet and picture cards



10 double sided numbers and shapes cards



4 double sided trace and draw cards



1 drawstring pouch bag

How to Use:



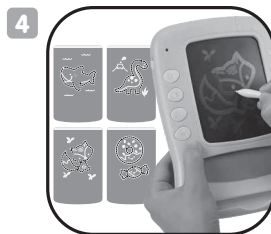
1 Insert alphabet or number/shape activity card into the LED Learner and hear the description of the image on the screen.



3 Press the erase button and the writing disappears instantly!



2 Use the magic pen to write on the tablet screen. Trace the letter, number, shape or write out the word.



4 Try the 4 double sided trace and draw cards to trace the images or create your own drawings.

ADULT SUPERVISION REQUIRED.
PRODUCT MAY VARY SLIGHTLY FROM IMAGE SHOWN.
PLEASE KEEP THE PACKAGING FOR FUTURE REFERENCE.

WARNING: CHOKING HAZARD
SMALL PARTS. NOT FOR CHILDREN UNDER 3 YEARS

MADE IN CHINA
K: 43-393-190 | T: 69-568-268