

INSTRUCTION MANUAL

43396399

[KMT096]

43396399_MAN_Crystal Effect Touch Lamp_v

1

Artwork Proof Date: 02.04.2024

Designer:JG

PAPER:

80gsm

Bright white uncoated paper

PRINT COLOURS:

BLACK

C:0 M:0
Y:0 K:100

PRINT FINISH:

Double sided

Folded in the centre



CHANGE LOG CREST INTERNAL USE ONLY

V:

ARTWORK SHOULD NOT BE AMENDED WITHOUT PRIOR AGREEMENT FROM CREST.
ALL ARTWORK MUST BE APPROVED BY CREST PRIOR TO MASS PRODUCTION.

IF THERE ARE QUERIES ABOUT THIS ARTWORK PLEASE CONTACT:
EMAIL: design@crest.com.au

THANK-YOU.

anko

Crystal Effect Touch Lamp Operating instructions

Includes:
› crystal lamp
› user manual



K: 43-396-399 | T: 69-316-357
MODEL: 43396399

105mm

12 Month Warranty

Thank you for your purchase.

Your new product is warranted to be free from defects in materials and workmanship for the period stated above, from the date of purchase, provided that the product is used in accordance with accompanying recommendations for instructions where provided. This warranty is in addition to your rights under the Australian Consumer Law.

For New Zealand customers, this warranty is in addition to statutory rights observed under New Zealand legislation.

We will provide you with your choice of a refund, repair (where possible) or exchange (availability dependent) for this product if it becomes defective within the warranty period. The business will bear the reasonable expense of claiming the warranty. This warranty will no longer apply where the defect is a result of alteration, accident, misuse, abuse or neglect.

Please retain your receipt as proof of purchase and contact our Customer Service Centre as listed below, for the entity you purchased this product from, for any difficulties with your product. Warranty claims and claims for expenses incurred in returning this product can be addressed to the respective Customer Services Centre.

Our goods come with guarantees that cannot be excluded under the Australian Consumer Law. You are entitled to a replacement or refund for a major failure and compensation for any other reasonably foreseeable loss or damage. You are entitled to have the goods repaired or replaced if the goods fail to be of acceptable quality and the failure does not amount to a major failure.

Contact for Kmart purchases	Contact for Target purchases
Kmart Australia Ltd. C/- Customer Service Centre 670 Springvale Road, Mulgrave Vic 3170 Customer Service: 1800 124 125 (Australia) or 0800 945 995 (New Zealand) or via Customer Help at kmart.com.au	Target Australia Pty Ltd C/- Customer Service Centre 2 Sencot Street, Williams Landing, Vic. 3027 Customer Service: 1300 753 567 or via Customer Help at target.com.au/help/contact-us



WARNING Do not dispose of unit in fire or water. › Never attempt to disassemble and reassemble. › Waste electrical products should not be disposed of with household waste, please recycle where facilities exist. › Check with your local authority for recycle advice. › Keep your device and all accessories out of the reach of children and animals. › Small parts may cause choking or serious injury if swallowed. › Avoid exposing your device to very cold or very hot temperatures (below 0°C or above 45°C). › Extreme temperatures can cause deforming of the device and reduce the charging capacity and life of your device. › Do not allow your device to get wet—liquids can cause serious damage. › Do not handle your device with wet hands.

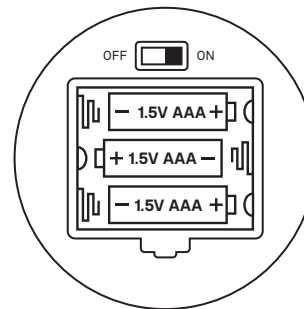
148.5mm

Please read all the information carefully before you use the product and keep the manual for future reference.

- › Keep out of children's reach.
- › For indoor use only.
- › Check that the product is not damaged in any way before use.
- › Keep the lamp away from all hot surfaces and naked flames.
- › Do not immerse the lamp in water or other liquids.
- › Always put the lamp on a level, stable, clean and dry surface. Protect the lamp from extreme heat or cold, dust, humidity and drops or jets of water.
- › Do not open the housing under any circumstances.
- › Handle with care.

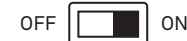
Battery Installation

- › Requires 3 x 1.5V AAA batteries (not included).
- › Do not mix used and new batteries or different types of batteries.
- › Battery installation by an adult is required.




How to use this product Install batteries before use.

- Slide the switch on the bottom of the lamp to turn the lamp ON/OFF.



- Press and hold the centre of the lamp top to turn the light ON/OFF.



- Touch the center of the lamp top to cycle through the light modes and colours.

Remove batteries and slide power switch to OFF for long-term storage.
Store in a cool, dry place away from direct sunlight.

Specifications:

Model No: 43396399

Material: PS + ABS

Requires 3 x 1.5V AAA batteries (not included)

Product Size: 80 X 80 X 115mm