

INSTRUCTION MANUAL

43398393

[CRE096]

43398393_MAN_True Wireless Earphones with LED Display_v2

Artwork Proof Date: 03.06.2024

PAPER:

80gsm
Bright white uncoated paper

PRINT COLOURS:

BLACK

C:0 M:0
Y:0 K:100

PRINT FINISH:

Double sided
Z Fold

CHANGE LOG CREST INTERNAL USE ONLY

V: revised "note" phrase

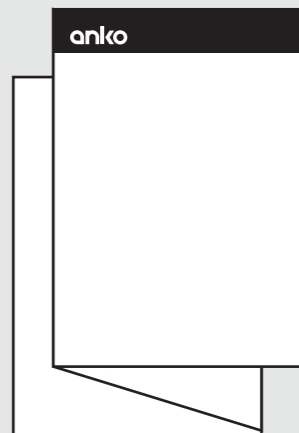
ARTWORK SHOULD NOT BE AMENDED WITHOUT PRIOR AGREEMENT FROM CREST.
ALL ARTWORK MUST BE APPROVED BY CREST PRIOR TO MASS PRODUCTION.


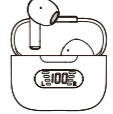
IF THERE ARE QUERIES ABOUT THIS ARTWORK PLEASE CONTACT:
EMAIL: design@crest.com.au

THANK-YOU.

For QA reference only

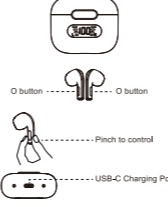
6.5mm
3.5mm
R-NZ



<p>Specifications Bluetooth Version 5.4 Driver Size 10mm Impedance 16Ω±15% Sensitivity 100dB ± 3dB at 1kHz Transmission Distance 10m Charging Voltage DC 5.0V/1A Charging Port USB-C Earphones Battery Capacity 30mAh Charging Case battery Capacity 180mAh Charge Time (Earbuds) 1 hour Charge Time (Charging Case) 1.5 hours</p> <p>12 Month Warranty Thank you for your purchase. Your new product is warranted to be free from defects in materials and workmanship for the period stated above, from the date of purchase, provided that the product is used in accordance with accompanying recommendations for instructions where provided. This warranty is in addition to your rights under the Australian Consumer Law. For New Zealand customers, this warranty is in addition to statutory</p>	<p>rights observed under New Zealand legislation. We will provide you with your choice of a refund, repair (where possible) or exchange (availability dependent) for this product if it becomes defective within the warranty period. The business will bear the reasonable expense of claiming the warranty. This warranty will no longer apply where the defect is a result of alteration, accident, misuse, abuse or neglect. Please retain your receipt as proof of purchase and contact our Customer Service Centre as listed below, for the entity you purchased this product from, for any difficulties with your product. Warranty claims and claims for expenses incurred in returning this product can be addressed to the respective Customer Services Centre. Our goods come with guarantees that cannot be excluded under the Australian Consumer Law. You are entitled to a replacement or refund for</p>	<p>a major failure and compensation for any other reasonably foreseeable loss or damage. You are entitled to have the goods repaired or replaced if the goods fail to be of acceptable quality and the failure does not amount to a major failure.</p> <p>Contact for Kmart purchases Kmart Australia Ltd. C/- Customer Service Centre 690 Springvale Road, Mulgrave Vic 3170 Customer Service: 1800 124 125 (Australia) or 0800 945 995 (New Zealand) or via Customer Help at kmart.com.au</p> <p>Contact for Target purchases Target Australia Pty Ltd C/- Customer Service Centre 2 Kendall Street, Williams Landing, Vic. 3027 Customer Service: 1300 753 567 or via Customer Help at target.com.au/help/contact-us</p>	<p>Note: Please charge the earbuds and case before use.</p> <p></p> <p>The Bluetooth® word mark and logos are registered trademarks owned by Bluetooth® SIG, Inc., and any use of such marks by KMART AUSTRALIA is under license. iPhone, iPad and Mac is a trademark of Apple Inc, registered in the U.S. and other countries.</p>	<p>anko True Wireless Buds Operating Instructions</p> <p></p> <p>Includes: > charging case, earbuds > USB-C charging cable</p> <p>K: 43-398-393 T: 69-316-371 MODEL: 43398393 Bluetooth name: anko43398393</p>
----------------------------------------------------------------------------------------------------------------------------------------------------------------------------------------------------------------------------------------------------------------------------------------------------------------------------------------------------------------------------------------------------------------------------------------------------------------------------------------------------------------------------------------------------------------------------------------------------------------------------------------------------------------------------------------------------------------------------------------------------------------------------------------------------------------------------------------------------------------------------------------------------------------------------------------------------------------------------------------	---------------------------------------------------------------------------------------------------------------------------------------------------------------------------------------------------------------------------------------------------------------------------------------------------------------------------------------------------------------------------------------------------------------------------------------------------------------------------------------------------------------------------------------------------------------------------------------------------------------------------------------------------------------------------------------------------------------------------------------------------------------------------------------------------------------------------------------------------------------------------------------------------------------------------------------------------	----------------------------------------------------------------------------------------------------------------------------------------------------------------------------------------------------------------------------------------------------------------------------------------------------------------------------------------------------------------------------------------------------------------------------------------------------------------------------------------------------------------------------------------------------------------------------------------------------------------------------------------------------------------------------------------------------------------------------------------------------------------------------------------------------------------------------------------------------------------------------------------------------------------------------------------	-------------------------------------------------------------------------------------------------------------------------------------------------------------------------------------------------------------------------------------------------------------------------------------------------------------------------------------------------------------------------------------------------------------------------------	-----------------------------------------------------------------------------------------------------------------------------------------------------------------------------------------------------------------------------------------------------------------------------------------------------------------------------------------------------------------------------------------------

50mm

32mm

<p>CAUTION</p> <ul style="list-style-type: none"> > The batteries in this product are not replaceable. > During use, storage or transportation of the battery should not be subjected to extremely low temperatures, or low air pressure at high altitude. > If the battery is exposed to extremely high temperatures it could result in an explosion or the leaking of flammable liquid or gas. > Please take care when disposing of the unit; disposal in a fire, oven, mechanically crushing or cutting machine could cause explosion. 	<p>Product overview</p> <p></p> <p>O button O button</p> <p>..... Pinch to control</p> <p>..... USB-C Charging Port</p> <p>Earphone Function Operation</p> <p>Pause: Press either O button Play: Press either O button Next Track: Press and hold the right O button Previous Track: Press and hold the left O button</p>	<p>Volume Up: Press the right O button twice in quick succession Volume Down: Press the left O button twice in quick succession Answer Call: Press either O button Reject Call: Press and hold either O button for 2 seconds End Call: Press and hold either O button for 2 seconds Activating Phone Assistant: Press either O button three times in a quick succession</p> <p>Power ON/OFF and Pairing</p> <ul style="list-style-type: none"> > Take both earbuds out from the charging case to turn the earbuds ON. > Once the earbuds are powered ON, they will automatically sync and enter into pairing mode with the LED indicators flashing blue and red. > Search the Bluetooth list for pairing name anko43398393. > Select to pair with your Bluetooth device. LED indicators will 	<p>automatically turn off until the earbuds are successfully connected.</p> <ul style="list-style-type: none"> > Put the earbuds into the charging case to turn them OFF. > Manually Power ON/OFF earbuds without the charging case by pressing the earbuds button for 5 seconds. <p>Charging the Case</p> <ul style="list-style-type: none"> > Connect the USB-C charging cable into the charging case. Make sure you connect the USB-A into a standard USB 5V Max, 3A output to avoid any damage. > White LED indicator will flash while the case is charging. Steady white indicator showing 100% on the screen when case is fully charged. <p>Charging the Earbuds</p> <ul style="list-style-type: none"> > Place both earbuds into the charging case, ensuring charging pins fully connected. > LED indicator will stay red while 	<p>earbuds are charging. L or R ear indicator on the screen will flash green. LED indicators will turn off when fully charged.</p> <p>Safety instructions</p> <ul style="list-style-type: none"> > We recommend you fully charge the earbuds before first use. > To ensure the battery life, the earbuds and charging case should be fully charged once a month. > If the earbuds fail to connect to Bluetooth® device, put the earbuds into the charging case to turn them off. Make sure both earbuds are fully connected with the charging pin, turn Bluetooth® on your device off. Try to turn the earbuds on and then repeat the pairing process. > The earbuds can be used with the provided charging case only.
--------------------------------------------------------------------------------------------------------------------------------------------------------------------------------------------------------------------------------------------------------------------------------------------------------------------------------------------------------------------------------------------------------------------------------------------------------------------------------------------------------------------------------------------------------------------------------------------------------	-------------------------------------------------------------------------------------------------------------------------------------------------------------------------------------------------------------------------------------------------------------------------------------------------------------------------------------------------------------------------------------------------------------------------------------------------------------------------------	-------------------------------------------------------------------------------------------------------------------------------------------------------------------------------------------------------------------------------------------------------------------------------------------------------------------------------------------------------------------------------------------------------------------------------------------------------------------------------------------------------------------------------------------------------------------------------------------------------------------------------------------------------------------------------------------------------------------------------------------------------------------------------------------------------------------------------------------------------------------------------------------------------------------------------------	------------------------------------------------------------------------------------------------------------------------------------------------------------------------------------------------------------------------------------------------------------------------------------------------------------------------------------------------------------------------------------------------------------------------------------------------------------------------------------------------------------------------------------------------------------------------------------------------------------------------------------------------------------------------------------------------------------------------------------------------------------------------------------------------------------------------------------------------------------------------------------------------------------------------------------------------	-------------------------------------------------------------------------------------------------------------------------------------------------------------------------------------------------------------------------------------------------------------------------------------------------------------------------------------------------------------------------------------------------------------------------------------------------------------------------------------------------------------------------------------------------------------------------------------------------------------------------------------------------------------------------------------------------------------------------------------------------------------------------------------