




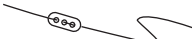



# Instruction Manual

## ANKO 6 PERSON SUV TENT FLAT PACK

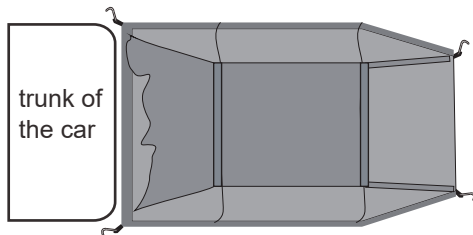
(Keycode: 43400430)

Product Image-	Parts list-			
	No.	Part name	Quantity	Image
	1	Tent body	1	
	2	Fiberglass pole	2	
	3	Suction cup	2	
	4	Steel pole	2	
	5	Rope	2	
	6	Pegs	16	

Please read all instructions carefully and make sure you have all parts before starting to assemble.

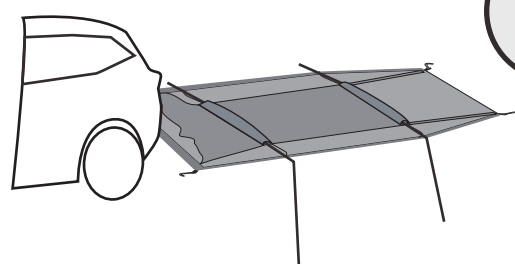
To ensure your car battery doesn't drain check your car information on the rear tailgate light. If necessary disable the rear lights/remove fuse. If the light stays on you will need to close the tail gate.

### Step 1,



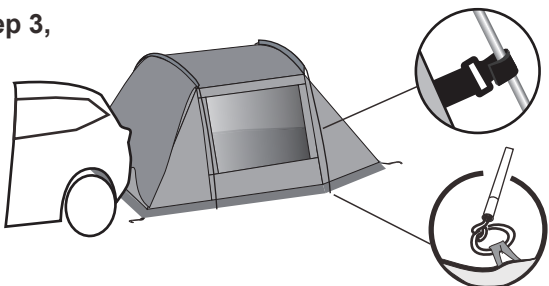
Lay the tent flat on the ground behind the vehicle, Secure the four corners with nails.

### Step 2,



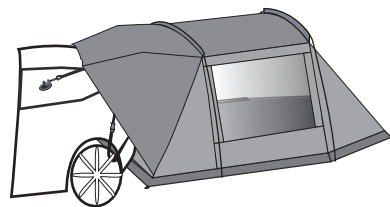
Insert the poles through the pole sleeve on the tent body.

### Step 3,



Erect the tent with pole arch and insert the pole ends with pin into the ring at the bottom of each tent corner. Attach the hooks to each pole.

### Step 4,



Cover the car with flysheet and fix the top corners with Suction cup, and fasten to the tire with a buckle.

### Step 5,



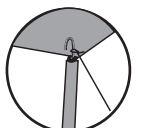
Secure tent using all guy lines and stakes. Tent must be secured for proper function.

### Step 6,



Use steel poles and ropes to support the shade.

\*Suggest full close the rear mesh window with fabric window cover when necessary, otherwise always keep it open for air flow inside of the tent.



# Warning -

- KEEP ALL FLAME AND HEAT SOURCE AWAY FROM THIS TENT FABRIC.
- DO NOT USE CANDLE, MATCHES OR OPEN FLAME OF ANY KIND IN OR NEAR THE TENT.
- DO NOT COOK INSIDE THE TENT.
- DO NOT SMOKE IN THE TENT.
- DO NOT STORE FLAMMABLE LIQUIDS INSIDE THE TENT.
- EXTINGUISH OR TURN OFF ALL LANTERNS BEFORE GOING TO SLEEP.
- CHOOSE A LEVEL SITE TO ERECT TENT THAT IS CLEAR FROM OVERHANGING BRANCHES AND NOT IN LOW LYING AREAS THAT COULD BE SUBJECT TO FLOODING.

# Care instruction-

- WIPE CLEAN WITH A DAMP CLOTH.
- DO NOT USE ABRASIVE MATERIALS AND SOLVENTS.
- ENSURE TENT IS CLEAN & DRY BEFORE PACKING OR STORING TO PREVENT DAMAGE FROM MOULD & MILDEW.

Made In China