
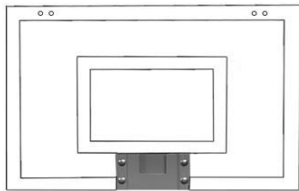


# INSTRUCTION MANUAL

<i>Item</i>	<i>Qty.</i>	<i>Description</i>
1	1	Backboard
2	1	Ring
3	1	Net
4	2	Hook
5	4	M5X6CM 

## NOTICE:

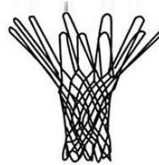
You can have the perfect glowing effect after 3 hours of exposure to strong sun light for parts of board ,net & ball.



1



2


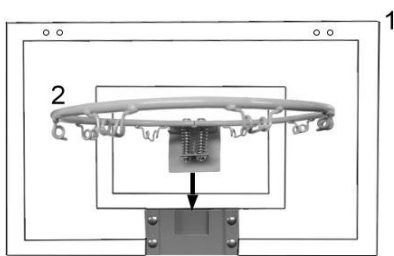


3

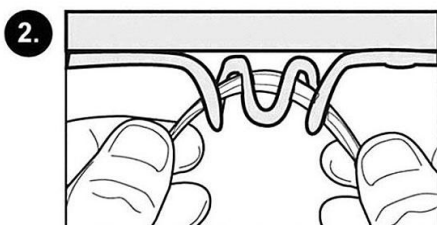
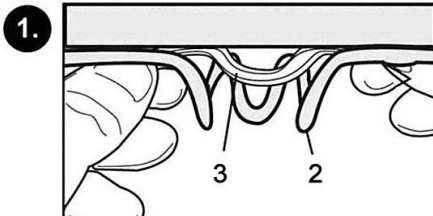
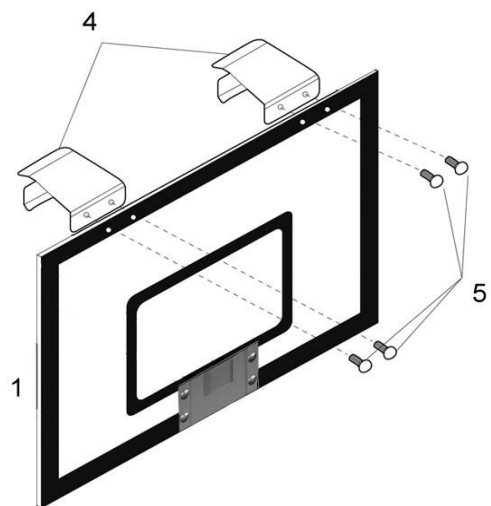


4

1. Insert the hoop (2) into the slot in front of the backboard (1)



2. Connect the hook (4) and the backboard (1) with screws (5)



**WARNING:** CHOKING HAZARD - SMALL PARTS NOT FOR CHILDREN UNDER 3 YEARS.

**WARNING:** REQUIRES ADULT ASSEMBLY ONLY. USE ONLY UNDER ADULT SUPERVISION.

