


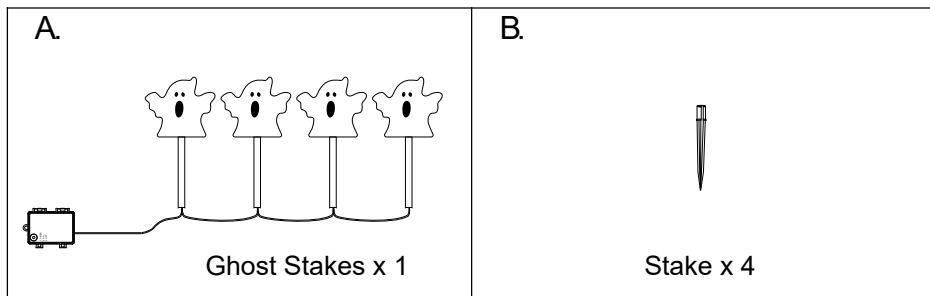


LIGHT UP GHOST PATHWAY STAKES

(Model No.: BD24042W K: 43427932 / T: 69799808)

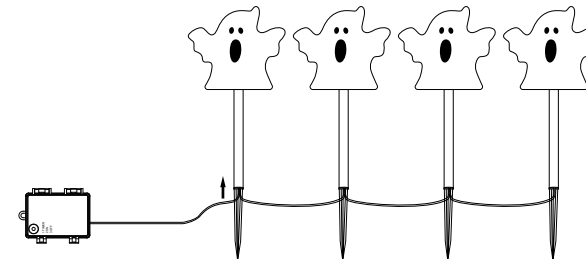
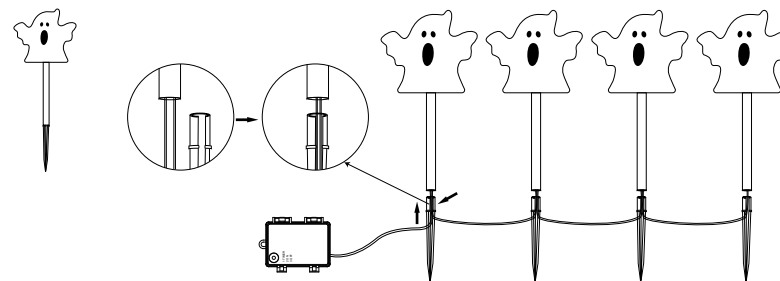


Contents:




Assembly Diagram:

Step 1.



Step 2.





Instructions:

1. Remove all packaging before use and dispose of safely.
2. Open the battery compartment cover and insert 3 x AA size batteries.
3. Press the button on battery compartment to switch to ON/OFF/TIMER function.
4. Press the button on battery compartment to switch to "ON", the light set should now be lit.
5. Timer function: Press the button on battery compartment to switch to "Timer", the light will turn off automatically after 6 hours, and the light will turn on itself after 18 hours.
6. For decoration only. This is not a toy.

Warnings:

- The light set is designed for use OUTDOOR ONLY.
- This unit is powered by 3 x AA size batteries (not included).
- Open the battery door and insert 3 x AA size batteries correctly. Pay attention to the polarities (+/-). The unit will not be powered up if you insert batteries in wrong polarity.
- Always remove the batteries if the unit is not going to be used for an extended period of time.
- Use only the size and type of battery specified. Batteries shall not be exposed to direct sunlight or heat source such as fire, oven or the like.
- When the battery power is low, the unit will not operate. You will need to insert new batteries. Do not mix new and old batteries.