

anko

Christmas Craft Tub

6+



Take out the EVA sticks, EVA sheets, pom-poms and match them together.



Take out the snowman, hat, nose and scarf shaped EVA stickers.



Stick googly eyes on the snowman and pom-poms on the hat with white glue.

COMPLETED

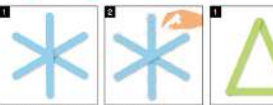


Decorate the bubbles with colourful EVA stickers and Pom-Poms.

Tie the string through the hole of the Christmas bubble.



COMPLETED



Arrange the popstick sticks into a starburst shape. Stick together with double-sided tape.



Stick Pom-Poms onto the popstick sticks with white glue.



Arrange the popstick sticks into a triangle shape. Stick together with double-sided tape.



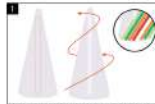
COMPLETED

Stick Pom-Poms onto the popstick sticks with white glue. Use the chenille sticks to decorate the tree.

anko

Christmas Craft Tub

6+



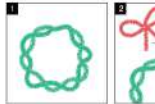
Stick a piece of double-sided tape on the foam tree. Bend the chenille sticks around the foam tree in the direction of the arrow.



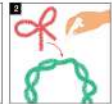
Use chenille sticks to decorate the foam tree. Stick the star and Pom-Poms to the foam tree with white glue.



COMPLETED



Arrange chenille sticks into a snowflake shape.



Make red chenille sticks into a bow shape and stick it on the reverse with white glue.



COMPLETED




Stick googly eyes and pom-poms on the foam ball with white glue.



Stick the chenille sticks and Pom-Poms to foam ball as the earmuffs.



COMPLETED



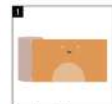
Stick the googly eyes and stick Pom-Poms to the Pom-Pom head.



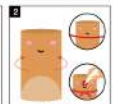
Use along chenille sticks to make the circles, and insert them into the Pom-Pom head.



COMPLETED



Stick the coloured paper around the paper tube with double-sided tape.



Use double-sided tape to make the roof. And glue a Pom-Pom to the top with white glue to create the nose.



Stick the googly eyes and the snaffle and antler paper circles with white glue.



COMPLETED

WARNING: CHENILLE STICKS, PAPER TUBES AND DOUBLE-SIDED TAPE ARE NOT TO BE USED AS WEAPONS. **WARNING:** CHENILLE STICKS ARE NOT TO BE USED AS WEAPONS. **WARNING:** CHENILLE STICKS ARE NOT TO BE USED AS WEAPONS. **WARNING:** CHENILLE STICKS ARE NOT TO BE USED AS WEAPONS.