


90CM (3FT) CHRISTMAS TREE PINK-TREE A3

KEYCODE K: 43441792 T: 70022001



Contents:

- 1. Tree body**
- 2. Plastic stand**



Instructions

- 1) Slide the three plastic stabilising legs into the base of the tree trunk until they are firmly secured.
- 2) Shape the branches by gently pulling them down and away from the trunk and then separate the individual tips.
- 3) Shape the branches for a natural look. Shift the branches to fill any gaps. Slightly upsweep all branch tips for a uniform look. Your Christmas tree is now ready for you to decorate and enjoy.

Warnings:

- 1) This product is for indoor use only.
- 2) Keep product away from fire and other heat sources
- 3) Recommend saving instructions for future reference.

Packaging Up and Storage Tips

- 1) Remove all lights and ornaments.
- 2) Remove stabilising leg from base tree.
- 3) Press branches against stem before placing in carton.
- 4) Pack carton and store in a dry and damp free area.
- 5) Do not place product in direct sunlight or in an area where temperatures exceed 40 degrees.

Made in China

90CM (3FT) CHRISTMAS TREE


GREEN-TREE A1

KEYCODE K: 43441792 T: 70022001



Contents:

- 1. Tree body**
- 2. Plastic stand**



Instructions

- 1) Slide the three plastic stabilising legs into the base of the tree trunk until they are firmly secured.**
- 2) Shape the branches by gently pulling them down and away from the trunk and then separate the individual tips.**
- 3) Shape the branches for a natural look. Shift the branches to fill any gaps. Slightly upsweep all branch tips for a uniform look. Your Christmas tree is now ready for you to decorate and enjoy.**

Warnings:

- 1) This product is for indoor use only.**
- 2) Keep product away from fire and other heat sources**
- 3) Recommend saving instructions for future reference.**

Packaging Up and Storage Tips

- 1) Remove all lights and ornaments.**
- 2) Remove stabilising leg from base tree.**
- 3) Press branches against stem before placing in carton.**
- 4) Pack carton and store in a dry and damp free area.**
- 5) Do not place product in direct sunlight or in an area where temperatures exceed 40 degrees.**

Made in China


90CM (3FT) CHRISTMAS TREE GOLD-TREE A2

KEYCODE K: 43441792 T: 70022001



Contents:

- 1. Tree body**
- 2. Plastic stand**



Instructions

- 1) Slide the three plastic stabilising legs into the base of the tree trunk until they are firmly secured.
- 2) Shape the branches by gently pulling them down and away from the trunk and then separate the individual tips.
- 3) Shape the branches for a natural look. Shift the branches to fill any gaps. Slightly upsweep all branch tips for a uniform look. Your Christmas tree is now ready for you to decorate and enjoy.

Warnings:

- 1) This product is for indoor use only.
- 2) Keep product away from fire and other heat sources
- 3) Recommend saving instructions for future reference.

Packaging Up and Storage Tips

- 1) Remove all lights and ornaments.
- 2) Remove stabilising leg from base tree.
- 3) Press branches against stem before placing in carton.
- 4) Pack carton and store in a dry and damp free area.
- 5) Do not place product in direct sunlight or in an area where temperatures exceed 40 degrees.

Made in China