

anko

Elbow Heat Wrap
B21E17
User Manual



**PLEASE READ AND SAVE THESE
INSTRUCTIONS FOR FUTURE REFERENCE**

IMPORTANT SAFEGUARDS

Important instructions. Retain for future use.


Before using this appliance, read and follow all warnings and instructions in this manual, even if you are familiar with this product.

1. This appliance is not intended for use by persons (including children) with reduced physical, sensory or mental capabilities, or lack of experience and knowledge, unless they have been given supervision or instruction concerning use of the appliance by a person responsible for their safety.

2. **DO NOT** use this product as a substitute for medical attention.

3. **DO NOT** use this product for more than 45 minutes at a time.

4. The unattended use of heat by children or incapacitated persons may be dangerous.

5.  This product is not to be used by very young children (0-3 years).

Children under the age of three are not to use this appliance due to their inability to react to overheating.

6. This appliance must not be used by persons insensitive to heat and other very vulnerable persons who are unable to react to overheating.

7. This product is not intended for medical use. It is intended to provide warmth to relieve discomfort. If you have any concerns regarding your health, consult your doctor before using this appliance.

8. Individuals with pacemakers should consult a physician before using this product.

9. In case of pregnancy, diabetes or illness, consult your doctor before using this product.

10. Never use on the face, open wounds, discoloured areas, areas of poor circulation or any areas of the body that are swollen, burned, inflamed or where skin eruptions or sores are present.

11. **DO NOT** use the appliance while under the influence of alcohol, sleeping pills or sedatives.

12. **DO NOT** store or use the appliance near or in high temperature areas.

13. It is normal to feel itching, tingling or see redness on area of the skin where the appliance covers after use. These symptoms will soon disappear. However, if these symptoms remain for an extended period, we suggest you consult your doctor as there may be a more serious underlying issue.

14. **DO NOT** leave the appliance unattended when in use or plugged in.

15. Take care that children cannot touch the appliance when in use, and make sure they cannot reach and pull the power cord.

16. To protect against the risk of electric shock, do not immerse the appliance or the USB cord in water or other liquids.

17. **DO NOT** use or store the product near sinks, baths or showers containing water or near running water.

18. Always disconnect the appliance from the power supply after use.

19. The use of accessories not intended for use with this appliance may cause injuries to the user or damage to the appliance.

20. If this appliance is to be used by a third party, please supply the instruction manual with it.

21. Children should be supervised to ensure that they do not play with the appliance.

22. **DO NOT** operate the appliance with wet hands or wet feet to reduce the risk of electric shock.

23. **DO NOT** use the appliance while sleeping, feeling sleepy or in bed.

24. **DO NOT** use machinery or heavy equipment while using this appliance.
25. **DO NOT** cover the appliance while in use. The product will overheat and may cause fire, electrocution, damage to property or injury to persons.
26. Prolonged Heat application can result in skin burns.
27. This appliance is intended for human use only. Not for animals and pets.
28. **ONLY** for indoor domestic use.
29. Turn to green light setting for any continuous use.
30. When the appliance is likely to be used for an extended period, for instance by the user falling asleep, controls should be adjusted to green light setting.
31. This appliance is not intended for medical use in hospitals.
32. Only use the USB Cable that was supplied with this appliance.



The power must only be supplied at safety extra low voltage corresponding to the rating specified on the appliance's Rating label.

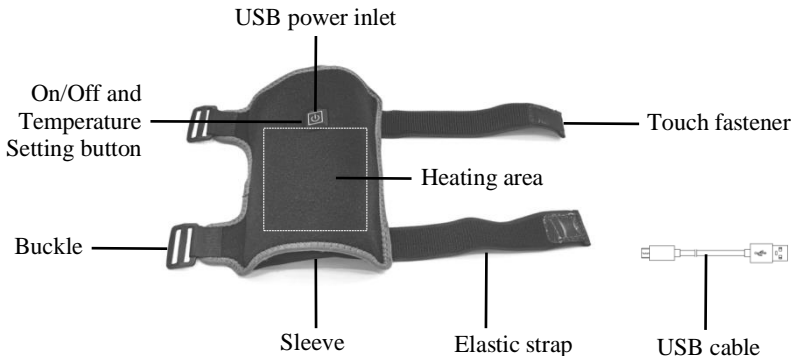
33. Do Not wash the appliance in water or any other liquid. Clean the appliance in accordance with the instructions provided under the "**CLEANING AND STORAGE**" section.

**SAVE THESE INSTRUCTIONS
FOR HOUSEHOLD USE ONLY**

IMPORTANT

If you have any concerns regarding your health, consult your doctor before using this appliance. Individuals with pacemakers should not use this product. If you experience pain in a muscle or joint for a prolonged period of time, discontinue use and consult your doctor. Persistent pain could be a symptom of a more serious condition.

KNOW YOUR ELBOW HEATING PAD



USE YOUR ELBOW HEATING PAD

NOTE:






- The appliance will automatically turn off after approximately 45 minutes.
 - Do Not use more than 2 times a day. (Total of 90 minutes per day at any temperature setting) Always remember to turn off and unplug the appliance when not in use.
1. Fully unravel the USB cable. Plug the small end of the USB cable into the power inlet of the appliance.
 2. Put your forearm through the sleeve until the sleeve covers your elbow. Use the buckle and touch fastener to fix the appliance around your elbow.
 3. Insert the large USB plug into a USB power supply (not included) that providing 5Vd.c. with an output of 2A, the button flashes red blue and green in turn then goes out.
 4. Press and hold the button until it light up in red, now the appliance start heating. Press the button for other temperature setting. The temperature setting as follows:

Button light color	Approx.heating temperature
Green	50°C
Blue	55°C
Red	60°C

5. Press and hold the button another time to stop heating.
 6. After using the appliance, disconnect the USB cable with the appliance and power supply.
- Warning! Examine the appliance before use to ensure no signs of wear damage. If there are such signs, or the appliance doesn't work, DO NOT use it anymore.**

CLEANING AND STORAGE

- After using the appliance, disconnect the USB cable with the appliance and power supply.
- Do Not wash the appliance in water or any other liquid. Please always follow the instructions:

	Do not bleach or use detergents with bleach.
	Do not iron.
	Do not dry clean.
	Do not tumble dry.
	Do not wash.

- Clean the appliance only with a soft, very slight damp cloth.
- NEVER allow water or any other liquids to come into contact with the appliance especially the power socket or power supply.
- NEVER use abrasive cleaners, solvents, steel wool, scouring pads, brushes, or strong chemicals that might or might not be flammable and/or damaging to the product to clean.
- Do Not wind the power supply cord around the appliance body as this will damage the cord over time. Simply loop the cable and place next to the appliance.
- Store your appliance in a cool, dry location.

TECHNICAL SPECIFICATION

Input: 5V = 2A

Power: 10W

12 Month Warranty

Thank you for your purchase.

Your new product is warranted to be free from defects in materials and workmanship for the period stated above, from the date of purchase, provided that the product is used in accordance with accompanying recommendations or instructions where provided. This warranty is in addition to your rights under the Australian Consumer Law.

For New Zealand customers, this warranty is in addition to statutory rights observed under New Zealand legislation.

We will provide you with your choice of a refund, repair (where possible) or exchange (availability dependent) for this product if it becomes defective within the warranty period. The business will bear the reasonable expense of claiming the warranty.

This warranty will no longer apply where the defect is a result of alteration, accident, misuse, abuse or neglect.

Please retain your receipt as proof of purchase and contact our Customer Service Centre as listed below, for the entity you purchased this product from, for any difficulties with your product. Warranty claims and claims for expense incurred in returning this product can be addressed to the respective Customer Service Centre.

Our goods come with guarantees that cannot be excluded under the Australian Consumer Law. You are entitled to a replacement or refund for a major failure and compensation for any other reasonably foreseeable loss or damage. You are also entitled to have the goods repaired or replaced if the goods fail to be of acceptable quality and the failure does not amount to a major failure.

Contact for Kmart purchases	Contact for Target purchases
Kmart Australia Ltd. C/- Customer Service Centre 690 Springvale Road, Mulgrave Vic 3170 Customer Service: 1800 124 125 (Australia) or 0800 945 995 (New Zealand) or via Customer Help at kmart.com.au	Target Australia Pty Ltd C/- Customer Service Centre 2 Kendall Street, Williams Landing, Vic, 3027 Customer Service: 1300 753 567 or via Customer Help at target.com.au/help/contact-us