

297x210mm

T: 70162226
K: 43463862

ROUND WAVE LED MIRROR (Model No.:304115)

IMPORTANT SAFETY INSTRUCTIONS:

The following safety precautions should always be followed, to reduce the risk of electric shock, personal injury or fire. It is important to read all of these instructions carefully before using the product, and to save them for future reference or new users.

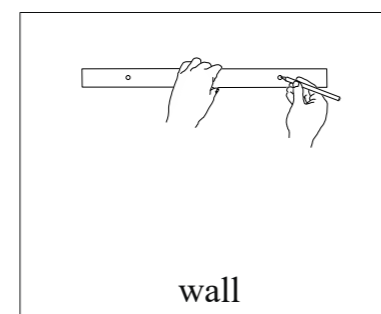
- 1.This product must only be used as intended in accordance with the enclosed operating instructions.
- 2.If the external flexible cable or cord of this luminaire is damaged, this product should be discarded
- 3.If the luminaire stops unexpectedly or appears to malfunction, switch off the power supply and stop using immediately. Seek professional advice to rectify the fault or make repairs.
- 4.Switch off the power supply when not in use, before cleaning or changing accessories.
- 5.Keep the luminaire and cable away from sources of heat, sharp objects or anything that may cause damage.
- 6.Be aware that some surfaces may become hot. Do not touch hot surfaces and supervise others accordingly.
- 7.This product has not been designed for use by children. Children should be closely supervised at all times when they are near any electrical appliance.
- 8.To protect against electric shock, never allow the luminaire come into contact with water or any other liquid.
- 9.Never reach this luminaire that has fallen into water. Do not re-use until the product has been inspected and approved by a qualified electrician.
- 10.Do not use outdoors. This luminaire has been designed for domestic indoor use only.
- 11.Use only a microfiber and dry cloth for cleaning the product.
- 12.Operate carefully to not cause any damage by dropping or physical shocking it.
- 13.Do not leave the product in excessive heat, high temperatures can cause the product to malfunction.
- 14.The light source of this luminaire is not replaceable; when the light source reaches its end of life the whole luminaire shall be replaced.
- 15.Not suitable for mounting on tubular material.

Cleaning and maintenance :To clean the lamp, only use a soft, dry or slightly damp cloth (with the addition of some dishwashing detergent if necessary). Do not use abrasives or solvents for cleaning.

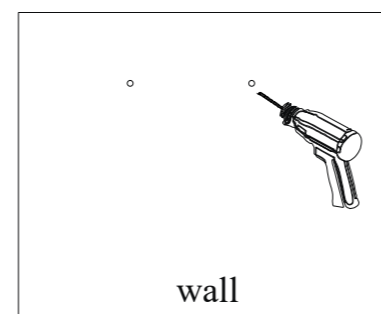
WARNING:ENSURE SECURE ATTACHMENT TO WALL.CONSULT A DIY EXPERT IF REQUIRED.

Product specification

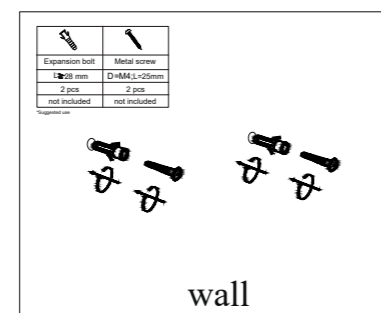
USB input: DC5V, 2A, Max. 10W



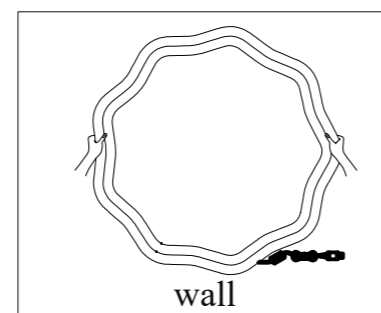
1. Take out the distance measuring paper from the color box, place it on the wall where you want to hang the lamp, and use a pencil or marker (not included) to locate the 2 holes. Please pay attention to maintaining a horizontal installation.



2. Drill holes at the located position by pistol drill(not included). Make sure the drill diameter is 6-6.2mm and holes depth are deeper than 30mm.



3. Insert the expansion bolts into the holes, make it smooth on the wall. Install the metal screws into the expansion bolts. Please make sure there is 3-5mm gap between metal screw and expansion bolt for hanging.



4. Align the hook on the back of the lamp with the nail and install it on the wall, then insert the DC plug into the socket on the lamp.

12 Month Warranty

Thank you for your purchase.

Your new product is warranted to be free from defects in materials and workmanship for the period stated above, from the date of purchase, provided that the product is used in accordance with accompanying recommendations or instructions where provided. This warranty is in addition to your rights under the Australian Consumer Law.

For New Zealand customers, this warranty is in addition to statutory rights observed under New Zealand legislation.

We will provide you with your choice of a refund, repair (where possible) or exchange (availability dependent) for this product if it becomes defective within the warranty period. The business will bear the reasonable expense of claiming the warranty.

This warranty will no longer apply where the defect is a result of alteration, accident, misuse, abuse or neglect.

Please retain your receipt as proof of purchase and contact our Customer Service Centre as listed below, for the entity you purchased this product from, for any difficulties with your product. Warranty claims and claims for expense incurred in returning this product can be addressed to the respective Customer Service Centre.

Our goods come with guarantees that cannot be excluded under the Australian Consumer Law. You are entitled to a replacement or refund for a major failure and compensation for any other reasonably foreseeable loss or damage. You are also entitled to have the goods repaired or replaced if the goods fail to be of acceptable quality and the failure does not amount to a major failure.

Contact for Kmart purchases	Contact for Target purchases
<p>Kmart Australia Ltd. C/- Customer Service Centre 690 Springvale Road, Mulgrave Vic 3170 Customer Service: 1800 124 125 (Australia) or 0800 945 995 (New Zealand) or via Customer Help at kmart.com.au</p>	<p>Target Australia Pty Ltd C/- Customer Service Centre 2 Kendall Street, Williams Landing, Vic, 3027 Customer Service: 1300 753 567 or via Customer Help at target.com.au/help/contact-us</p>

FRONT

BACK