

KMT说明书 折页 128g双铜 尺寸: 89*127mm

anko

12 month warranty

Thank you for your purchase.

Your new product is warranted to be free from defects in materials and workmanship for the period stated above, from the date of purchase, provided that the product is used in accordance with accompanying recommendations or instructions where provided. This warranty is in addition to your rights under the Australian Consumer Law. For New Zealand customers, this warranty is in addition to statutory rights observed under New Zealand legislation.

We will provide you with your choice of a refund, repair (where possible) or exchange (availability dependent) for this product if it becomes defective within the warranty period. The business will bear the reasonable expense of claiming the warranty. This warranty will no longer apply where the defect is a result of alteration, accident, misuse, abuse or neglect.

Please retain your receipt as proof of purchase and contact our Customer Service Centre as listed below, for the entity you purchased this product from, for any difficulties with your product. Warranty claims and claims for expense incurred in returning this product can be addressed to the respective Customer Service Centre.

Our goods come with guarantees that cannot be excluded under the Australian Consumer Law. You are entitled to a replacement or refund for a major failure and compensation for any other reasonably foreseeable loss or damage. You are also entitled to have the goods repaired or replaced if the goods fail to be of acceptable quality and the failure does not amount to a major failure.

Contact for Kmart purchases	Contact for Target purchases
Kmart Australia Ltd. C/- Customer Service Centre 690 Springvale Road, Mulgrave Vic 3170 Customer Service: 1800 124 125 (Australia) or 0800 945 995 (New Zealand) or via Customer Help at kmart.com.au	Target Australia Pty Ltd C/- Customer Service Centre 2 Kendall Street, Williams Landing, Vic, 3027 Customer Service: 1300 753 567 or via Customer Help at target.com.au/help/contact-us

WARNING:

- Battery cannot be subjected to high or low extreme temperatures, low air pressure at high altitude during use, storage or transportation.
- Replacement of a battery with an incorrect type that can result in an explosion or the leakage of flammable liquid or gas.
- Disposal of a battery into fire or a hot oven, or mechanically crushing or cutting of a battery, that can result in an explosion.
- Leaving a battery in an extremely high temperature surrounding environment that can result in an explosion or the leakage of flammable liquid or gas.
- A battery subjected to extremely low air pressure that may result in an explosion or the leakage of flammable liquid or gas.
- This product shall not be connected to power supply source exceeding PS1 . Rated 5V d.c. 1A
- Please note the product working temperature is: 0-40 C.

K : 43-478-019 | T : 70-223-903
Model No.: SP504

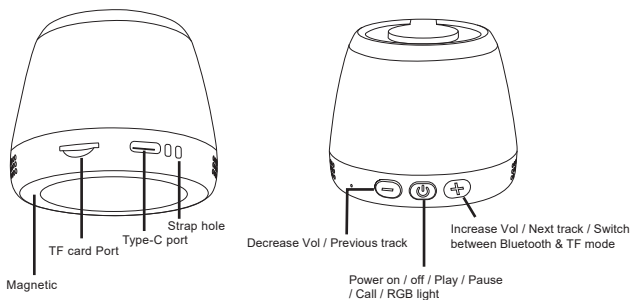
Bluetooth Magnetic Speaker User manual

Package contents:

- Type-C cable
- Strap
- Magnetic tape
- User manual




Function overview:





Specifications:


- Bluetooth version: V 5.3
- Speaker: 4Ω 3W
- Driver size: 40MM
- Battery capacity: 500mAh
- Working distance: 10M
- Playing time: Approx.6H(RGB light off) ; approx.4H30min (RGB light on)
- Charging time: Approx.2Hrs
- Charging port: Type-C


Operating Instruction


Power on / off: Press and hold  button



Volume up / down: Short press  /  button

Play / pause: Click  button once

Next track: Long press  button once track next song


Previous track: Long press  button once track previous song

RGB light switch: Double click  button to switch the light effect or turn off the RGB light

TWS pairing: Before connected with mobile phone , triple clicks on one of the speaker  button, followed by a tone prompting alerts successful pairing.Disconnected by triple clicks on one of speaker  button.

How to use this speaker

Power on / off



Press and hold the  button 2s to turn on the speaker, a prompt tone will alert; To turn it off, please press and hold the MF button 3s after powering on.

Pairing


Once speaker is ON, turn the Bluetooth ON in your device, select the pairing name on the list of available devices. Pairing name is: **anko43478019**. A voice prompt alerts when connected successfully. Once connected, speaker will be connected with the paired device automatically next time when used.

Speaker will be turned off automatically when without connection to any device in 5 mins.




Playing Music

Click  button once to pause playing, click again to resume playback. Long press  button for previous track, long press  button for next track; Short press  button to increase volume; Short press  button to decrease volume.

Insert TF card when the speaker is ON, you can play the music from your TF card, MP3 & WAV audio format of TF card music supported.

Double click  button to switch the music between TF card mode & Bluetooth mode.

Phone calls

When there is an incoming call, the unit will pause the playback and ring to alert you of the call. To answer the call, click  button. To end a call, click  button again. To decline an incoming call, press and hold  button for 2s.

Battery Charging

Use the standard USB to Type-C cable for power charging, solid Red light indicates charging, when red light off, the charging completed.

Note: When the battery is low, it will automatically turn off after voice prompt. Please charge in time.

The Bluetooth® word mark and logos are registered trademarks owned by Bluetooth® SIG, Inc., and any use of such marks by KMART AUSTRALIA is under license.