
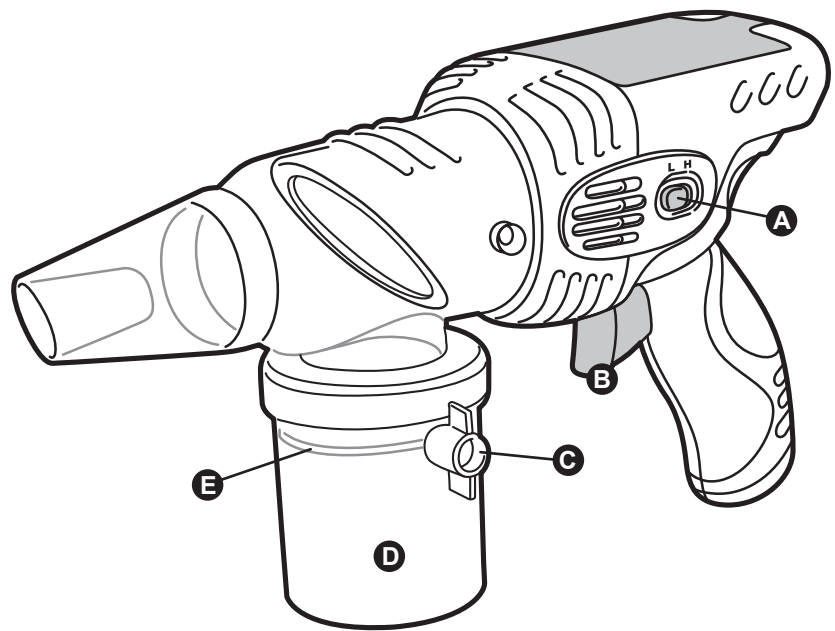



Customer Name: Kmart	Manual Size: W21 x H29.7 cm(FTY Size)
Brand Name: Bug World 	Box Type:
Country:	Color: K
Item No:5711 Version:2024	Pantone:
Date: 09Oct24	Designer: Jackson

BUG VACUUM

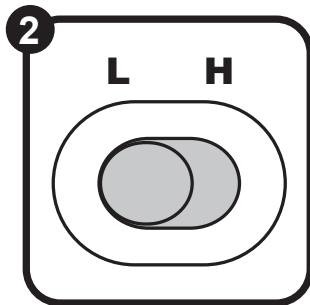
4+



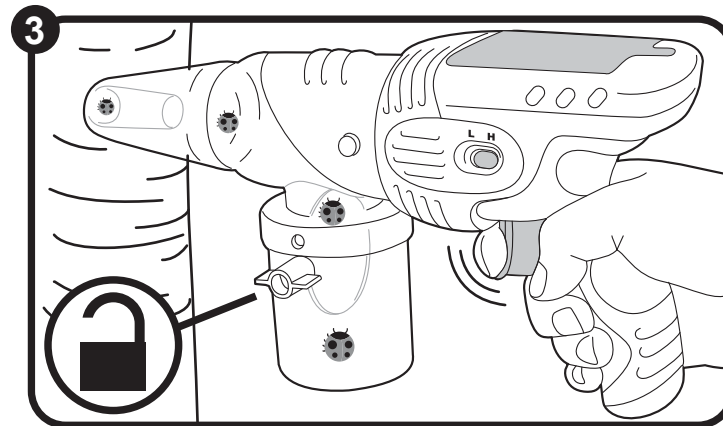
- A** Suction Speed Setting **C** Lock **E** Magnifying Glass
- B** Trigger **D** Capture Cup



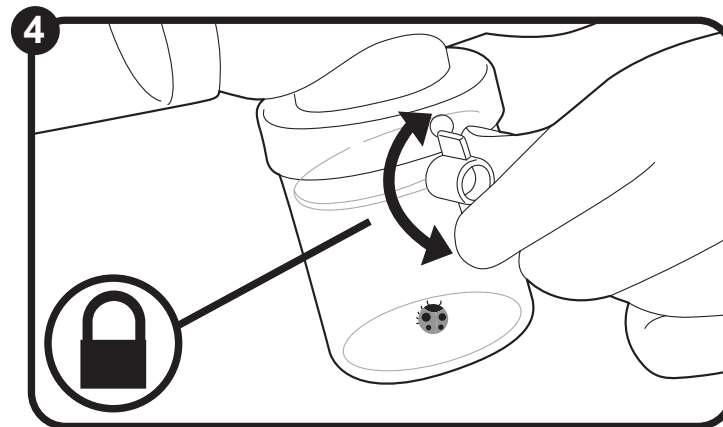
Use a screwdriver to loosen the securing screw and open the battery compartment door. Insert four 'AA' batteries and replace the door. Tighten the screw.



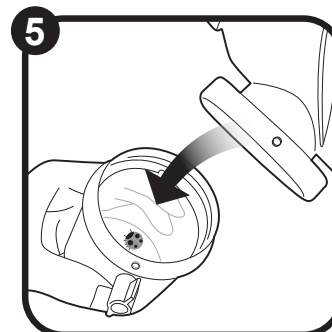
There are 2 suction levels 'L' (low) and 'H' (high). Set it to 'L' when you first start. Securely connect the capture cup to the vacuum. Turn the lock to horizontal level to open the trap door.



Find the insect you would like to capture. Place the vacuum over it and pull the trigger until the insect is sucked into the cup. Use just enough power to gently pull the bug in.



Once the insect is inside the cup, quickly close the trap door by twisting the lock vertically.



Remove the capture cup from the bug vacuum. You can now examine the bug with a magnifying glass.

K: 43-496-327 | T: 70-714-913

WARNING:
CHOKING HAZARD - Small parts.
 Not for Children under 3 years.

ADULT SUPERVISION REQUIRED.
 PLEASE KEEP THE PACKAGING FOR FUTURE REFERENCE.

MADE IN CHINA
 CUSTOMER SERVICE:
 KMART AU: 1800 124 125
 KMART NZ: 0800 945 995
 TARGET AU: 1300 753 567