

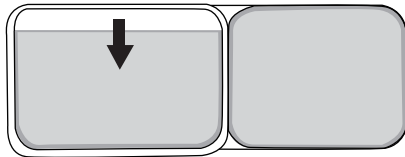
# ASSEMBLY INSTRUCTION

K:43-497-461 | T:70-355-987  
STONE DRY SINK TIDY

## CARE INSTRUCTION:

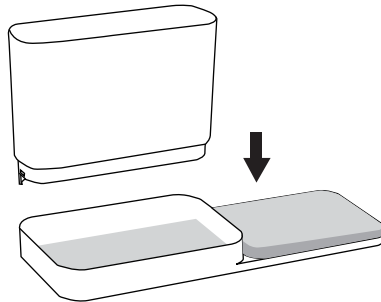
1.The included sandpaper is for easy cleaning.

### STEP 1




Push the drying mat to one side of the tray.

### STEP 2



Insert the cutlery holder onto the tray.

### STEP 3



Ensure the cutlery holder fits snugly into the designated slot. The edge of the cutlery holder should be aligned perfectly with the top edge of the tray when assembled.