

12 month warranty

Thank you for your purchase.

Your new product is warranted to be free from defects in materials and workmanship for the period stated above, from the date of purchase, provided that the product is used in accordance with accompanying recommendations or instructions where provided. This warranty is in addition to your rights under the Australian Consumer Law. For New Zealand customers, this warranty is in addition to statutory rights observed under New Zealand legislation.

We will provide you with your choice of a refund, repair (where possible) or exchange (availability dependent) for this product if it becomes defective within the warranty period. The business will bear the reasonable expense of claiming the warranty. This warranty will no longer apply where the defect is a result of alteration, accident, misuse, abuse or neglect.

Please retain your receipt as proof of purchase and contact our Customer Service Centre as listed below, for the entity you purchased this product from, for any difficulties with your product. Warranty claims and claims for expense incurred in returning this product can be addressed to the respective Customer Service Centre.

Our goods come with guarantees that cannot be excluded under the Australian Consumer Law. You are entitled to a replacement or refund for a major failure and compensation for any other reasonably foreseeable loss or damage. You are also entitled to have the goods repaired or replaced if the goods fail to be of acceptable quality and the failure does not amount to a major failure.

Statement

- This product shall not be connected to power supply source exceeding PS1 (5V d.c. 1A).
- Battery cannot be subjected to high or low extreme temperatures, low air pressure at high altitude during use, storage or transportation.
- Disposal of a battery into fire or a hot oven, or mechanically crushing or cutting of a battery, that can result in an explosion.
- Leaving a battery in an extremely high temperature surrounding environment that can result in an explosion or the leakage of flammable liquid or gas.
- A battery subjected to extremely low air pressure that may result in an explosion or the leakage of flammable liquid or gas.
- The apparatus is only suitable for mounting at height < 2m.
- The marking located on the bottom of the apparatus.

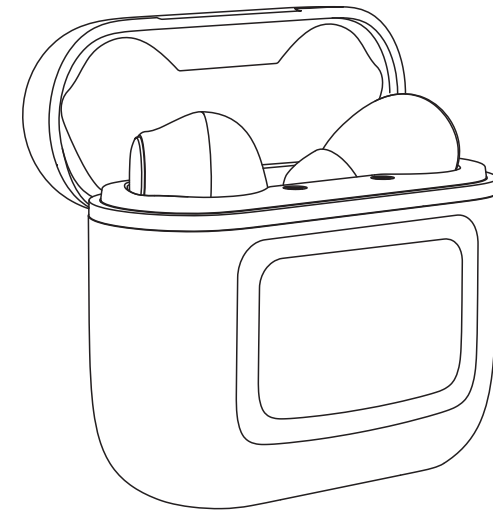
Contact for Kmart purchases	Contact for Target purchases
Kmart Australia Ltd. C/- Customer Service Centre 690 Springvale Road, Mulgrave Vic 3170 Customer Service: 1800 124 125 (Australia) or 0800 945 995 (New Zealand) or via Customer Help at kmart.com.au	Target Australia Pty Ltd C/- Customer Service Centre 2 Kendall Street, Williams Landing, Vic, 3027 Customer Service: 1300 753 567 or via Customer Help at target.com.au/help/contact-us

True Wireless ANC Earbuds with LCD

Operating instructions

includes:

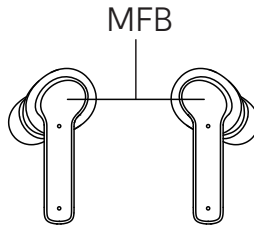
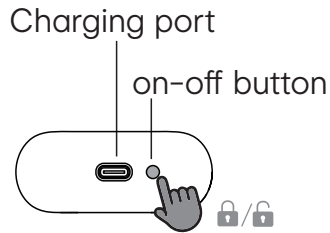
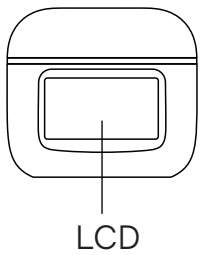
- › True wireless earbuds
- › Charging cable
- › Use manual



K: 43499670 | T: 70363548
 MODEL: 27BN16

MADE IN CHINA
 CUSTOMER SERVICE:
 KMART AU: 1800 124 125
 KMART NZ: 0800 945 995
 TARGET AU: 1300 753 567

Function overview:



Previous / next song selection



Volume adjustment:
Volume up and down



Ambient sound:
ANC on/Off/
transparency



Equalizer: Different
styles selection



Screen brightness



Lock screen
wallpapers: 3 kinds
of wallpapers



Spatial sound:
Movie/Music/Game
mode



Flashlight: When
you are in a dark
place, it can be
used as a flashlight



Language: LCD
displays the
language you
selected



Stopwatch



Time setting

How to use these earbuds:

Function Operation

Pause click L or R side earbud

Play click L or R side earbud

Next Song double click R side earbud

Previous song double click L side earbud

Touch L or R side earbud MFB for 2 seconds to switch ANC mode

Power ON / OFF

Power ON

Option 1: Press and hold the both earbud MFB button 5s

Option 2: take the earbuds out of the charge case

Power OFF

Option 1: Press and hold the both earbud MFB button 7s

Option 2: put the earbuds back to the charge case

Specifications:

Model No:
27BN16

Version:
V5.3

Support profiles:
A2DP, AVRCP, HFP

Working Distance:
10 meters

Working Time:
APPROX 3.5 HOURS (AT 80% VOLUME)
ANC ON

APPROX 6 HOURS (AT 80% VOLUME)
ANC OFF

Pairing the earbuds with Bluetooth devices

- › Once the earbuds is powered on, it is in pairing mode (LED flashes) and will pair to the last paired device (if available).
- › Pair the earbuds in Bluetooth menu in mobile phone and once it is paired, you can hear a pairing tone.
Bluetooth Name: 'anko43499670'

Phone calls

- › Double click L or R earbud MFB button to pick up/hang up phone calls.
- › press and hold the either earbud MFB button 2s to reject the calls.

The Bluetooth® word mark and logos are registered trademarks owned by Bluetooth® SIG, Inc., and any use of such marks by KMART AUSTRALIA is under licence.

Talk time:
Up to 2.5 Hours

Standby time:
Up to 25 Hours

Charging voltage:
DC 5V

Charge time:
earbuds 1.5 hours, charge box 2 hours

Cable length:
0.3m

Pairing window time:
3 minutes

Playing music

When the earbuds connects with the mobile phone via Bluetooth you can enjoy music through the earbuds wirelessly.

Battery Charging

This true wireless earbuds is powered by rechargeable Li-ion battery.

Please use the accessory USB cable to recharge the battery.

- › Insert USB charging cable into a suitable USB port.
- › Connect charging cable with the charge box USB port .