

beautycARE co.™

Hair dryer
INSTURCTION MANUAL



Model No.: RCY-82

Please read this instruction manual before using your beautyCARE product and keep it in a safe place for future reference. If you pass the appliance on to anyone else, please include this manual.

INTRODUCTION

Use this appliance to dry human hair only. Do not use this appliance on artificial hair or animals. The appliance may have different results depending on the hair type. Therefore, we recommend to do a trial at a hidden spot before first use. The hairdryer is not recommended for damaged or bleached hair.

SAFETY PRECAUTIONS

- Carefully read all instructions before operation and retain for future reference.
- Do not place near the edge of a bench or table during operation
- Ensure the surface is dry, level, clean and free of liquid and other substances.
- Do not leave the appliance unattended when in use. Always ensure the appliance is turned off by switching off and unplugging the appliance when not in use, if left unattended and before cleaning and storing
- Always keep the appliance clean.
- Fully unwind the cord before use.
- To protect against electric shock, do not immerse the power cord, plug or appliance in water or any other liquid.
- Do not allow the cord to hang over the edge of the table or bench, touch hot surfaces or become knotted.
- This appliance is not intended for use by persons (including children) with reduced physical, sensory or mental capabilities, or lack of experience and knowledge, unless they have been given supervision or instruction concerning use of the appliance by a person responsible for their safety.
- Children should be supervised to ensure that they do not play with this appliance.
- If the supply cord is damaged do not use. Any repairs to the product must be carried out by qualified electrical person only or the product must be disposed.
- This product is intended for household use only. Do not use it outdoors, for commercial industrial purposed.
- NEVER grasp the appliance, power cable or power plug with wet hands.
- Always remove the power cable from the socket by pulling on the plug; do not pull on the cable itself. Do not hold or carry the appliance with the power cord.
- Do not fold or crush the power cable. Ensure that the power cable does not run over sharp edges.
- Please do not attempt to dismantle the appliance. This appliance has no user-serviceable parts inside.
- When the appliance is used in a bathroom, unplug it after use since the proximity of water presents a hazard even when the appliance is switched off.
- Do not use outdoors or operate where aerosol (spray) products are being used or where oxygen is being administered.
- For additional protection, the installation of a residual current device (Safety switch) having a rated residual operating current not exceeding 30mA is advisable in the electrical circuit supplying the bathroom. If unsure, check with your electrician.
- **DANGER OF ELECTRIC SHOCK!** Do not insert any foreign objects into the appliance.

- Do not use any accessories not supplied with this product.
- The appliance is not intended to be operated by means of an external timer or separate remote control system.
- Always keep the hair away from the rear grille of the appliance. Hair may be sucked into the rear of the appliance causing a blockage.
- Never cover or block the rear grille of the appliance. This may lead to overheating. If the rear grille becomes blocked, stop using the appliance immediately. The rear grille is removable to allow for blockages to be removed.
- Ensure the appliance concentrator nozzle is free to blockages. Unrestricted airflow is required for correct operation and to prevent overheating.
- The concentrator nozzle will become hot is use. Allow it to cool before removing it.

RISK OF FIRE

- Do not leave the appliance unattended when in use.
- To avoid a build-up of heat, NEVER cover the appliance. Do not use the appliance under a blanket or at other poorly ventilated locations
- Avoid the addition of heat from other sources, e.g., from direct sunlight, heating appliances, other devices, etc.
- Do not use an extension cable. In the event of danger, the plug must be quickly and easily accessible.

ELECTRICAL REQUIREMENT

- Check that the voltage on the rating plate of your appliance corresponds with your house electricity supply which must be 110-120V or 220V-240V AC.
- **For Australia the Voltage Selector (H) must be set to 220-240V AC.**

IMPORTANT

- The plug removed from the mains lead, if severed, must be destroyed as a plug with bared flexible cord is hazardous if engaged into a live socket.
- If the supply cord is damaged do not use. Any repairs to the product must be carried out by qualified electrical person only or the product must be disposed.



Danger of suffocation! Keep all packaging material away from children. Dispose of the packaging materials in an appropriate way. Contact your local authorities about collection points or waste separation.



Caution Risk of Burning! The appliance gets very hot! Take care to avoid contact between the hot surfaces of the unit and the skin, paying particular attention to the face, neck and hands



WARNING: Do not use this appliance near bathtubs, showers, basins or other vessels containing water.



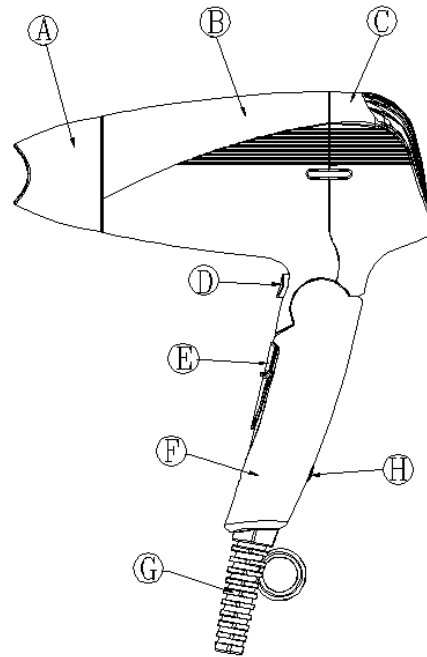
Class II Appliance

The hairdryer is for household use only.

BEFORE USE

- After unpacking the appliance, check for transport damage and that all the parts mentioned in this manual are present. In the event of damaged or missing parts, return the product back to Kmart.
- Do not discard the original box. It can be used for storage and dispatch to avoid transport damage.

PARTS



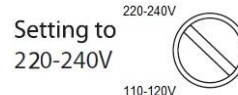
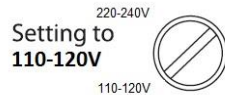
- | | |
|------------------------|---------------------|
| A. Concentrator | B. Front Housing |
| C. Rear Housing | D. Cool Shot Switch |
| E. Power/ Speed switch | F. Foldable Handle |
| G. Cord Bushing | H. Voltage Selector |

BEFORE FIRST USE

- After unpacking the appliance, check for transport damage and that all the parts mentioned in this manual are present. In the event of damaged or missing parts, return the product back to Kmart.
- Do not discard the original box. It can be used for storage and dispatch to avoid transport damage.
- Clean the appliance as described in Cleaning and Care. For your safety make particular attention to the safety instructions supplied in the instructions manual.
- **For Australia the Voltage Selector (H) must be set to 220-240V AC.**

SETTING THE MAINS VOLTAGE

Always check the local mains voltage in your area **before** connecting this appliance. You may need to change the voltage selector setting to match the local mains voltage correctly. To change the operating voltage, turn the selector switch on the handle with a screwdriver or a small coin to line up the slot in the screw with the correct voltage as shown below:



IMPORTANT! Always remember to check the voltage setting before use when you have travelled to another country or returned home. Incorrect voltage setting will result in permanent damage to the appliance
For Australia, ensure that the Voltage Selector (H) is set to 220-240V AC.

OPERATION

- Fully unwind the mains cable. Make sure the Power selector is in OFF (0) position.
- Place the appliance on a smooth, flat, dry surface, plug-in and switch on at the mains supply
- Fit the Concentrator if required by pressing it firmly into the Air Outlet.
- The Concentrator can be un-clipped if not required, but allow it to cool before removing it.
- Adjust to the desired blowing strength:
 - Position 0 – OFF
 - Position 1 – Low heat setting
 - Position 2 – High heat setting
- Pressing cool shot switch (D) to allow temporarily cool air.
- When finished drying or styling, switch the appliance OFF, unplug the appliance and allow it to cool before putting it down/ storing.

UNBLOCKING THE REAR GRILLE

- If during use, the rear grille becomes clogged or blocked with dust or dirt, clean the rear grille.
- Remove dust or hair by using a brush
- The unit should be cleaned at least once a month
- Clean the appliance with a soft, slightly damp cloth. Make sure that no moisture has entered the appliance during cleaning.

CLEANING AND MAINTENANCE

- Attention! Turn off the appliance before cleaning and disconnect the plug from the power outlet.
- Attention! Do not use any alcohol, acetone, gasoline, abrasive cleaning agents, etc. to clean the plastic components. Do not use hard brushes or metal objects for cleaning.
- Risk of burning! Do not clean the appliance while still hot.
- Wipe the appliance with a dry cloth.
- Never submerge the appliance in water or let water run over the heating plates or appliance.
- Clean the air suction opening from time to time with a fine brush.

STORAGE

- Store the appliance in a cool, dry location, away from children and pets.
- If the appliance is not used for an extended period, store it preferably in its original packaging.
- After use do not wrap the cord around the appliance as this may cause the cord to fracture. Coil cord loosely by the side of the appliance in storage.

DISPOSAL

- Do not dispose this product with normal household waste collection. If unsure, contact the local council waste management service for proper disposal facilities available for your area.

TECHNICAL DATA

Model: RCY-82

Voltage: 110-120V or 220-240V

Frequency: 50/60Hz

Power: 1000-1200W or 1350-1600W

12 Month Warranty

Thank you for your purchase from Kmart.

Kmart Australia Ltd warrants your new product to be free from defects in materials and workmanship for the period stated above, from the date of purchase, provided that the product is used in accordance with accompanying recommendations or instructions where provided. This warranty is in addition to your rights under the Australian Consumer Law.

Kmart will provide you with your choice of a refund, repair or exchange (where possible) for this product if it becomes defective within the warranty period. Kmart will bear the reasonable expense of claiming the warranty. This warranty will no longer apply where the defect is a result of alteration, accident, misuse, abuse or neglect.

Please retain your receipt as proof of purchase and contact our Customer Service Centre on 1800 124 125 (Australia) or 0800 945 995 (New Zealand) or alternatively, via Customer Help at Kmart.com.au for any difficulties with your product. Warranty claims and claims for expense incurred in returning this product can be addressed to our Customer Service Centre at 690 Springvale Rd, Mulgrave Vic 3170.

Our goods come with guarantees that cannot be excluded under the Australian Consumer Law. You are entitled to a replacement or refund for a major failure and compensation for any other reasonably foreseeable loss or damage. You are also entitled to have the goods repaired or replaced if the goods fail to be of acceptable quality and the failure does not amount to a major failure.

For New Zealand customers, this warranty is in addition to statutory rights observed under New Zealand legislation.