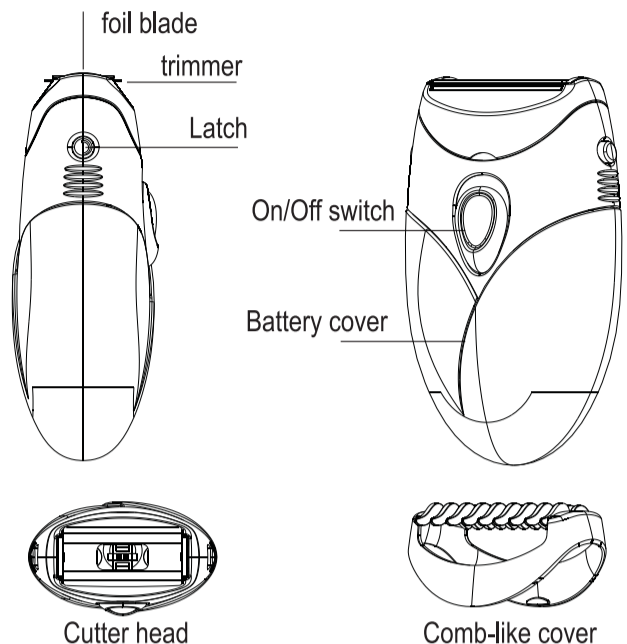


COMPACT PERSONAL SHAVER

TB-1459

INSTRUCTION MANUAL

STRUCTURE:

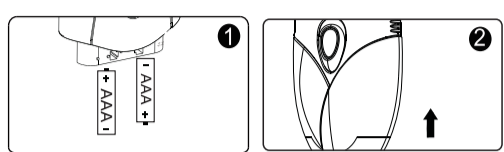


FEATURES:

1. Comes with an integrated cutter head and super-thin steel net.
2. Flexible and pivoting, fits the contour of human body.
3. Smart comb-like cover, combs and trims simultaneously.
4. Flower bud -shaped, fashionable and handy.
5. Washable, water-resistant-IPX6.
6. Suitable for the whole body.
7. x 2 AAA batteries required (not included)


HOW TO USE:

• How to install battery:



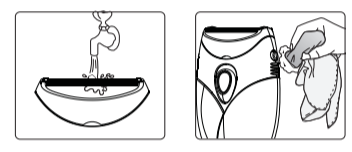
Remove the battery compartment cover and insert 2 AAA batteries as shown on fig 1. Replace the cover.

• How to use:



1. Remove the protective cover.
2. Push the switch up to "On" position to turn on the device.
3. Apply the blade head to the skin at a vertical angle, move against the hair growth
4. Use the comb-like cover to trim longer hair and the foil blade to trim the short hair .
5. Good for removing hair from armpits, Bikini area, legs and the whole body.
6. Push the switch to "Off" position to turn off the device after each use.

• How to clean:



1. After each use, please turn the device off.

2. Press the latch, remove the cutter head, and clean the blades with a cleaning brush. (DO NOT press the foil blade in case of damage)

3. Clean the cutter head and blades with water and air dry or towel dry.

4. DO NOT clean the device with hard, abrasive or corrosive material. After cleaning the device, press the latch and attach the cutter head back to the device.

WARNINGS:

1. Don't apply the device to one area for too long to prevent skin irritation.
2. Remove the batteries out of the device if you are not going to use it for more than 30 days.
3. Keep out of reach of children.
4. DO NOT disassemble.

ENVIRONMENT TIPS:

Batteries contain substances that may pollute the environment. Remove the battery when it is empty or when you discard the appliance. Do not throw away the battery with the normal household waste, dispose the batteries responsibly by recycling.

TROUBLE CLEARING:

Issues	Likely Causes	Solutions
Poor trimming effect	The blade is deformed or damaged.	Change new blade.
	The blade wears or ages.	
Does not work	Batteries installed incorrectly or drained.	Reinstall batteries correctly or replace batteries.
	Low battery.	Change new batteries.
	Blade shelf gets stuck.	Turn off the device, remove the blade head and refit properly.
Blade loose	Latch is not locked properly.	Turn off the device, remove the blade head and replace it .

BEAUTY TIPS:

1. Wet the area that you are going to trim for a couple of minutes before trimming.
2. Apply moisture cream to the skin after trimming.
3. Do not use a facial mask within 12 hours after facial trimming.

12 Month Warranty

Thank you for your purchase from Kmart.


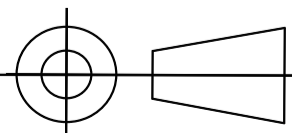
Kmart Australia Ltd warrants your new product to be free from defects in materials and workmanship for the period stated above, from the date of purchase, provided that the product is used in accordance with accompanying recommendations or instructions where provided. Warranty is in addition to your rights under the Australian Consumer Law.

Kmart will provide you with your choice of a refund, repair or exchange (where possible) for this product if it becomes defective within the warranty period. Kmart will bear the reasonable expense of claiming the warranty. This warranty will no longer apply where the defect is a result of alteration, accident, misuse, abuse or neglect.

Please retain your receipt as proof of purchase and contact our Customer Service Centre on 1800 124 125 (Australia) or 0800 945 995 (New Zealand) or alternatively, via Customer Help at Kmart.com.au for any difficulties with your product. Warranty claims and claims for expense incurred in returning this product can be addressed to our Customer Service Centre at 690 Springvale Rd, Mulgrave Vic 3170.

Our goods come with guarantees that cannot be excluded under the Australian Consumer Law. You are entitled to a replacement or refund for a major failure and compensation for any other reasonably foreseeable loss or damage. You are also entitled to have the goods repaired or replaced if the goods fail to be of acceptable quality and the failure does not amount to a major failure.

For New Zealand customers, this warranty is in addition to statutory rights observed under New Zealand legislation.

名称	说明书			业务包材设计	
尺寸	318*155mm	订单号	GRC17019	审核	GRC
材质	80g 书写纸	型号	TB-1459	日期	2018-09-27
工艺	单黑双面		单位	设计	杨婷
其它	风琴2折再对折:53*155MM		毫米		