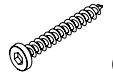

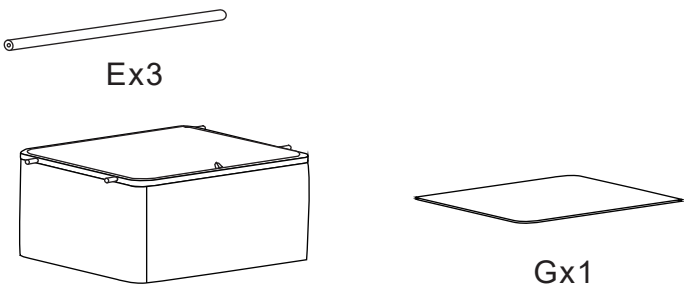
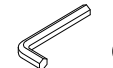

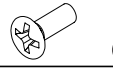
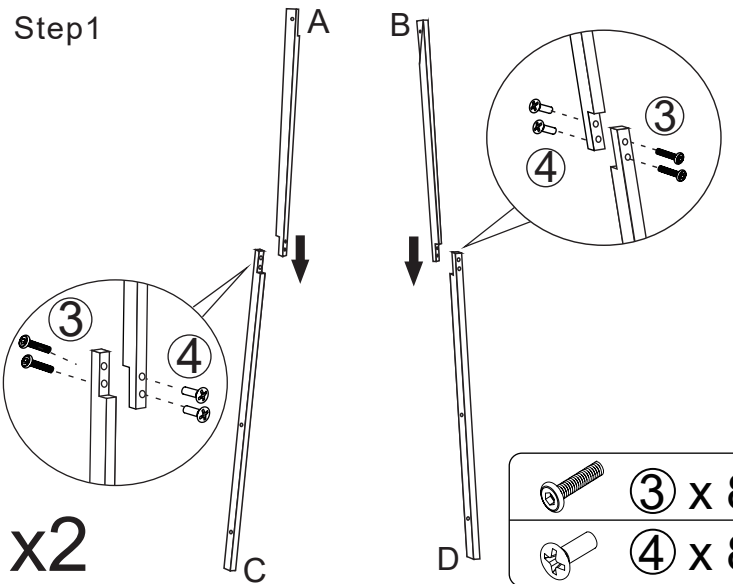
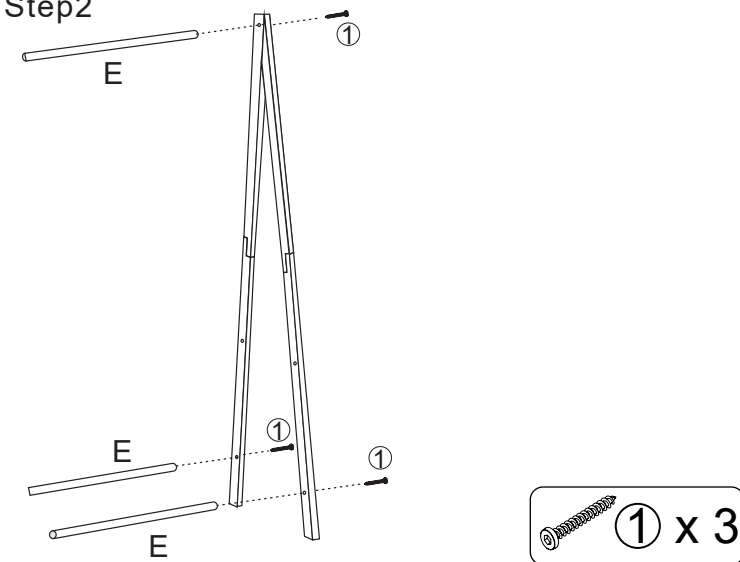
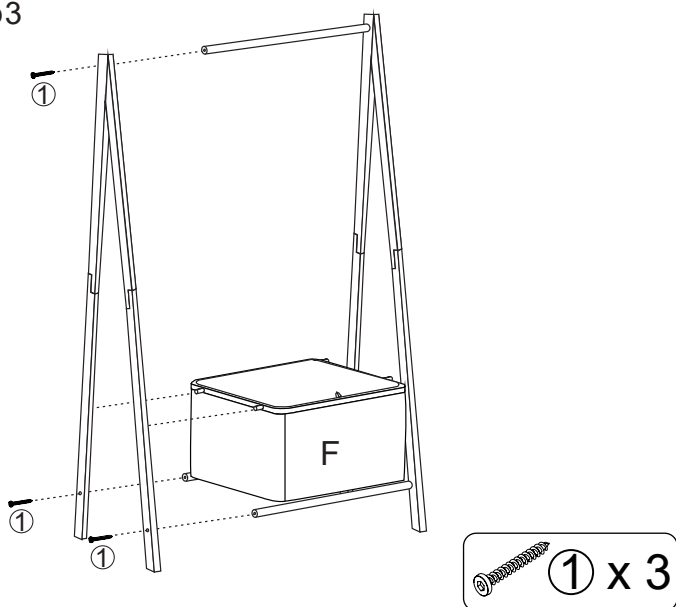
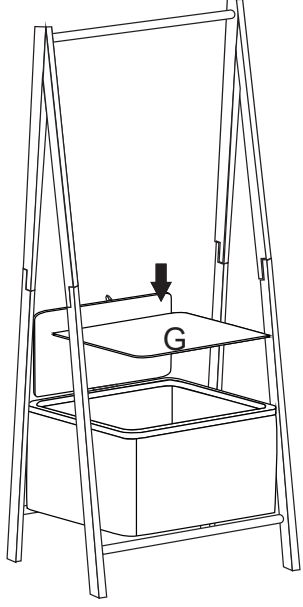


Assembly Instructions

TOOLS REQUIRED: PHILLIPS HEAD SCREWDRIVER

<p>5x34mm ① x6</p> 	 <p>Ax2 Bx2 Cx2 Dx2</p>	 <p>Ex3 Fx1 Gx1</p>
<p>4x55mm ② x1</p> 		
<p>6x20mm ③ x8</p> 		
<p>8x12mm ④ x8</p> 		
<p>Step1</p>  <p>③ x 8 ④ x 8</p> <p>x2</p>	<p>Step2</p>  <p>① x 3</p>	
<p>Step3</p>  <p>① x 3</p>	<p>Step4</p> 	

ATTENTION!

- ENSURE YOU HAVE ALL PARTS BEFORE YOU START ASSEMBLING.
- ASSEMBLE ON A CLEAN SOFT/CARPETED SURFACE TO AVOID SCRATCHING. FOR INDOOR USE ONLY.
- MAXIMUM SAFE LOAD LIMIT FOR HANG BAR: 5KG, STORAGE BASKET: 5KG.
- CHECK PRODUCT PERIODICALLY TO ENSURE THE SCREWS REMAIN FULLY TIGHTENED.