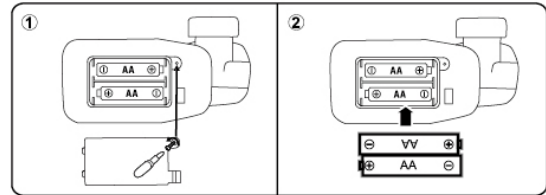


# REMOTE CONTROL ROCK CRAWLER

**8+**  
YEARS

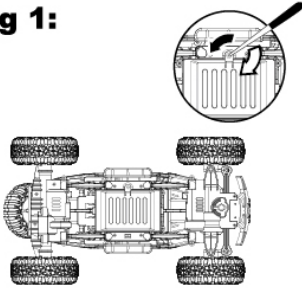
## Installing batteries in the transmitter:

- 1 - Unscrew to open the battery compartment.
- 2 - Insert 2 x 1.5V AA batteries with the correct + and - polarities.
- 3 - Close the cover.



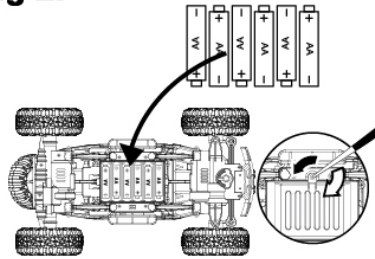
## Installing the vehicle battery:

**Fig 1:**



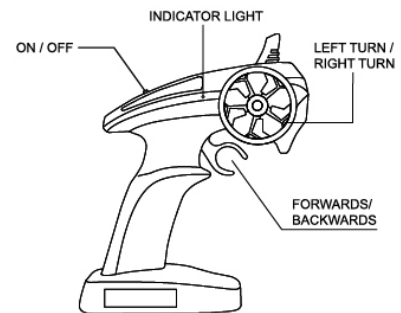
1. Unscrew the screw, open the battery cover.

**Fig 2:**



2. As shown in figure, remove the battery cover and install 6 x 1.5V AA batteries correctly, close the battery cover.

**Fig 3:**



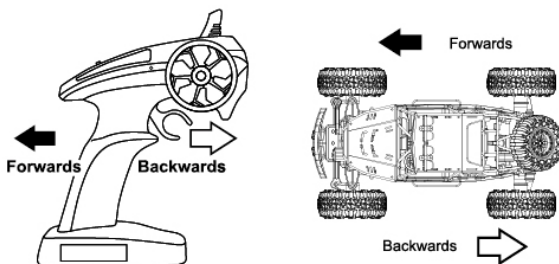
## How to use:

1. Turn on the vehicle, then turn on the transmitter.
2. When the vehicle is functioning, this means they have matched.
3. If you have more than two vehicles, please proofread one by one. When the second vehicle is proofreading, please always keep the first vehicle and transmitter on.
4. Please turn off both the vehicle and transmitter and re-start all proofreading processes if you are changing to play with another 2.4GHz transmitter.

## Start:

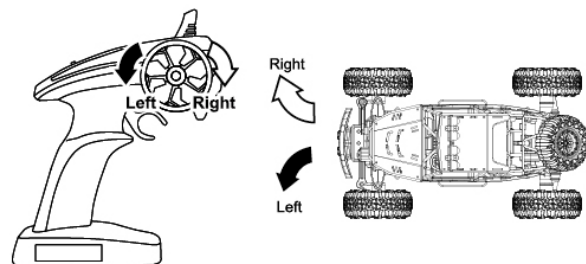
1. How to move forwards or backwards:

Pull the throttle trigger, the vehicle will move forwards.  
Push the throttle trigger, the vehicle will move backwards.



2. Turn left or right:

Turn steering wheel clockwise, the vehicle will turn right.  
Turn steering wheel anticlockwise, the vehicle will turn left.



## WARNING:

Batteries are to be inserted with the correct polarity (+ and -). Do not mix different types of batteries or new and used batteries. Non-rechargeable batteries are not to be recharged. Rechargeable batteries are only to be charged under adult supervision. Rechargeable batteries are to be removed from the toy before being charged. The supply terminals are not to be short-circuited. Remove batteries from the toy when not in use for extended time or when batteries become exhausted. Battery installation by an adult is required. Dispose of batteries responsibly. Do not dispose of in fire.

\* READ THE INSTRUCTIONS BEFORE OPERATING THIS PRODUCT.

**2.4GHz**



Keycode: 42-758-969

Please keep the packaging for future reference.

Product may vary slightly from image shown.

Performance Tips: Do not drive the vehicle through water. Do not drive the vehicle into any hard object.