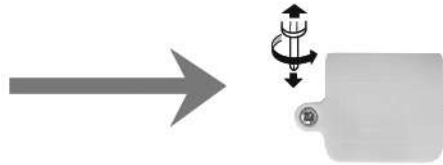
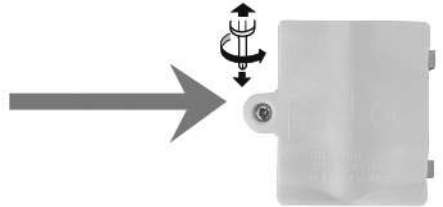
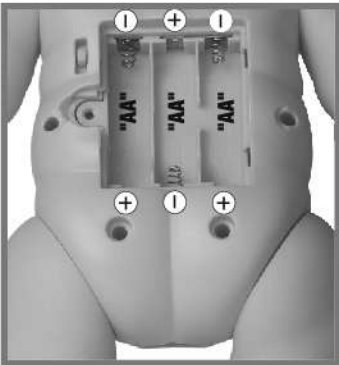


SNACK TIME BABY

INSTRUCTIONS



a. open this cap to remove the dough if dough stuck inside the doll. (must be opened / closed by adults)



b. open this cap to change the batteries of doll. Batteries are to be inserted with the correct polarity (+ and -). Battery installation by an adult is required.



①



Make dough in proper size then use the spaghetti maker to make her spaghetti.



②

Feed her with spaghetti and she eats.



③

When she says "My tummy is full"
She "poops"
Now is time to change her diaper.

NOTE: function will be affected if the dough is too dry or too wet

MADE IN CHINA

FOR AU / NZ: IMPORTED FOR KMART STORES IN AUSTRALIA AND NEW ZEALAND.

FOR USA: IMPORTED BY ANKO RETAIL INC. 19500 ALDERWOOD MALL PARKWAY LYNNWOOD WA 98036 USA.