

# Hand this to the responsible one.

- Please remove from packaging within 72 hours of receipt to make sure your mattress can grow to its full potential.
- Your mattress has been under a lot of pressure recently and may lash out if not unwrapped carefully, please give him/her some space. Please allow up to 72 hours for your mattress to decompress but feel free to use it in the meantime.
- Also, please be sensitive if your mattress has an odor after being set free. Being sealed in plastic on a long trip can make anyone a little fragrant. So no harsh words about the smell for a few hours. You wouldn't want to offend your new best friend.
- That calming sensation that's just washed over you? That's probably the green tea extract we infuse into all of our foam. It's just one of several natural materials we use to eliminate the bad and put your mind at ease.



ZINUS®

Even more official legal stuff:  
 First off, let us thank you again for your purchase. You have excellent taste. Your new mattress may initially have a slight odor, which is completely normal with newly manufactured foam. Most importantly, the odor is not hazardous or otherwise harmful. We recommend that you place your mattress in a well-ventilated area after removing all packaging components. Please allow up to 72 hours for the odor to completely dissipate. Please allow 24 hours at room temperature for the surface to return to its normal feel.

14.7x 21cm



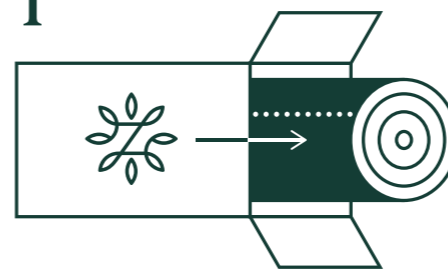
567C



9561C

paper 100g

1



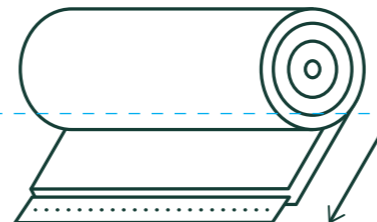
Lay the box on its side in your bedroom. Remove bagged mattress.

2



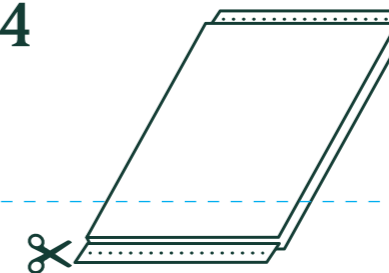
Carefully tear away the 1st packing material (either thin bag or plastic film), **DO NOT USE A KNIFE**, as this may result in damage to your mattress.

3



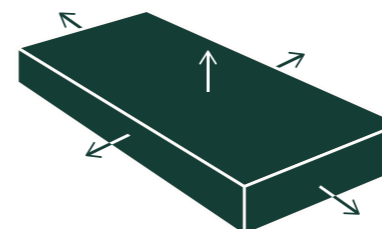
Roll out the compressed mattress on to a clean, flat surface, zipper side down.

4



Carefully cut open the **CLEAR** plastic bag along the edges. The mattress instantly begins to decompress. Remove and recycle the plastic bag.

5



Please read the reverse side of this card for important instructions. Use on any flat support surface. Enjoy. Zipper side is the bottom of the mattress.

If you have any questions about your super-comfy new mattress, our friendly customer service team would love to answer them. Or if by some chance you have a warranty issue, we can take care of that too.

1.800.613.1225


customerservice@zinusinc.com

Don't forget to register your mattress at [www.zinus.com/resources/register](http://www.zinus.com/resources/register) to receive up-to-date warranty and product information.

14.7x 21cm



567C



656U

English

# Hand this to the responsible one.

☞ **This mattress knows Kung fu and may unroll itself at lightning speed. Keep small pets and children free from its kick radius. Please be extra careful when cutting it free from its bindings.**

☞ Please remove from packaging within 72 hours of receipt to make sure your mattress can grow to its full potential.

☞ Your mattress has been under a lot of pressure recently and may lash out if not unwrapped carefully, please give him/her some space. Please allow up to 72 hours for your mattress to decompress but feel free to use it in the meantime.

☞ Also, please be sensitive if your mattress has an odor after being set free. Being sealed in plastic on a long trip can make anyone a little fragrant. So no harsh words about the smell for a few hours. You wouldn't want to offend your new best friend.



567C

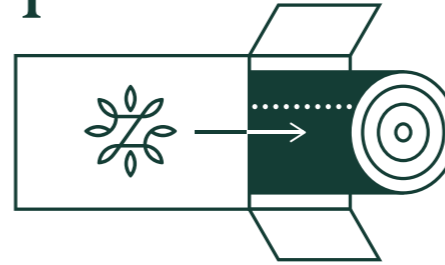


9561C

paper 100g

14.7x 21cm

1



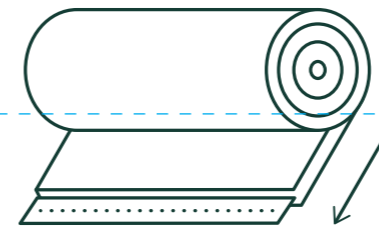
Lay the box on its side in your bedroom. Remove bagged mattress.

2



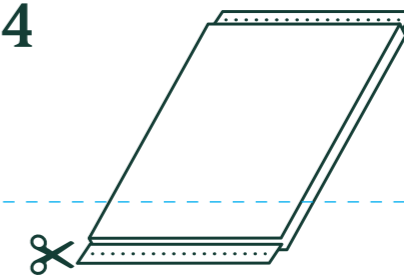
Carefully remove the 1st packing material (either fabric or plastic film), **DO NOT USE A KNIFE**, as this may result in damage to your mattress.

3



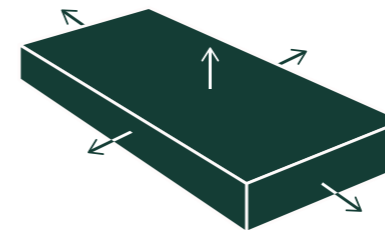
Roll out the compressed mattress on to a clean, flat surface.

4



Carefully cut open the CLEAR plastic bag along the edges. The mattress instantly begins to decompress. Remove and recycle the plastic bag.

5



Please read the reverse side of this card for important instructions. Use on any flat support surface. Enjoy.

If you have any questions about your super-comfy new mattress, our friendly customer service team would love to answer them. Or if by some chance you have a warranty issue, we can take care of that too.


1.800.613.1225

customerservice@zinusinc.com

Don't forget to register your mattress at [www.zinus.com/resources/register](http://www.zinus.com/resources/register) to receive up-to-date warranty and product information.



567C



656U

English

14.7x 21cm

## Product Disclaimer

Thank you for your purchase.

Your product may initially have a slight odor which is normal with newly manufactured foam.

The odor is not hazardous or otherwise harmful.

We recommend that you place your product in a well-ventilated area after initially removing all of the packaging components. Please allow up to 72 hours for the odor to completely dissipate. Please allow 24 hours at room temperature for the surface to return to its normal feel.



ZINUS®

14.7x 21cm

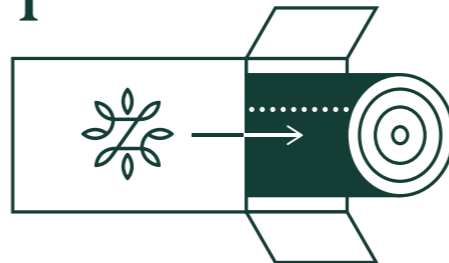


567C



9561C

1



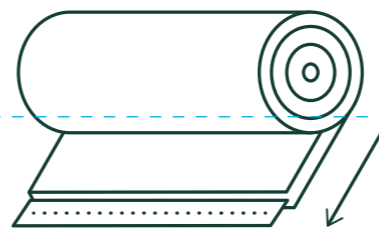
Pull the rolled topper from box. Place on a flat floor with enough room for expansion.

2



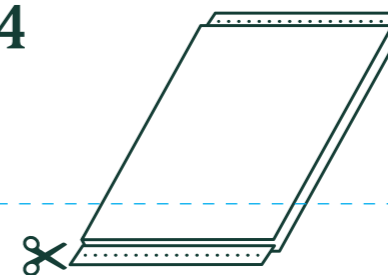
Using force, tear bag along the stitch line. DO NOT USE knife or scissors, as this may result in damage to your topper.

3



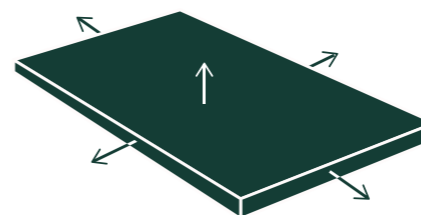
Unroll the topper.

4



Cut the poly bag and pull out the topper from the poly bag.

5



Lay the topper on your bed or any flat surface.

If you have any questions about your super-comfy new mattress topper, our friendly customer service team would love to answer them. Or if by some chance you have a warranty issue, we can take care of that too.

1.800.613.1225

customerservice@zinusinc.com

Don't forget to register your mattress at [www.zinus.com/resources/register](http://www.zinus.com/resources/register) to receive up-to-date warranty and product information.

14.7x 21cm

English