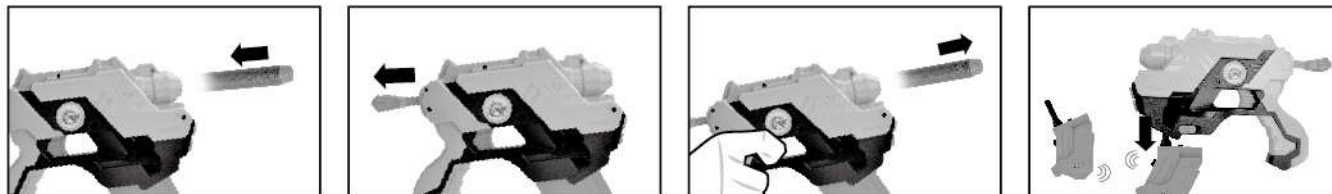
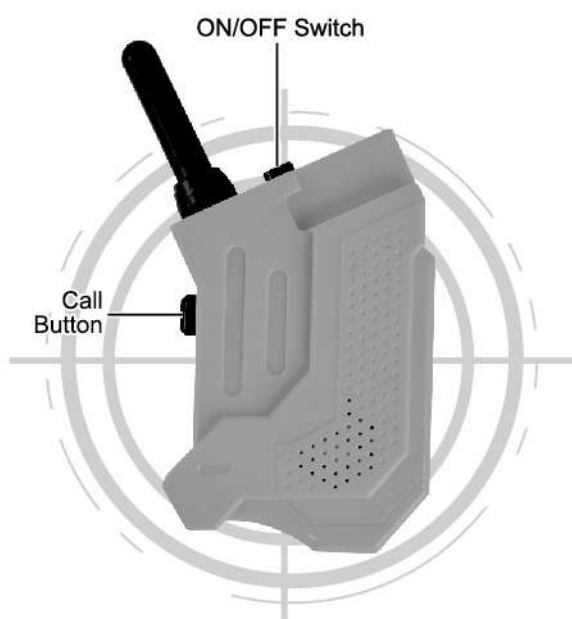


8+
YEARS

2-IN-1 BLASTER COMMUNICATOR 2PK



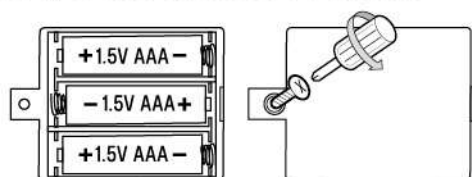
A QUICK LOOK AT YOUR DEVICE



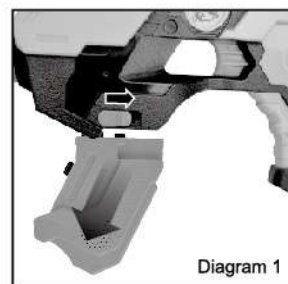
USING YOUR WALKIE TALKIES

1. Slide the button as shown in diagram 1 to remove the walkie talkie.
2. Slide the ON/OFF switch on each walkie talkie to the ON position.
3. Hold one walkie talkie close to your mouth. Press the call button, and speak clearly to transmit a message to the other walkie talkie.
4. Release the call button when you are finished talking so that you can hear any incoming messages from the other walkie talkie.
5. When you are finished using your walkie talkies, make sure the ON/OFF switch is in the OFF position.

BATTERY INSTALLATION



Each walkie talkies requires 3 x 1.5V AAA batteries (Not included),
totally requires 6 x 1.5V AAA batteries (Not included).



WARNING: BATTERIES ARE TO BE INSERTED WITH THE CORRECT POLARITY (+ AND -). DO NOT MIX DIFFERENT TYPES OF BATTERIES OR NEW AND USED BATTERIES. NON-RECHARGEABLE BATTERIES ARE NOT TO BE RECHARGED. RECHARGEABLE BATTERIES ARE ONLY TO BE CHARGED UNDER ADULT SUPERVISION. RECHARGEABLE BATTERIES ARE TO BE REMOVED FROM THE TOY BEFORE BEING CHARGED. THE SUPPLY TERMINALS ARE NOT TO BE SHORT-CIRCUITED. REMOVE BATTERIES FROM THE TOY WHEN NOT IN USE FOR EXTENDED TIME OR WHEN BATTERIES BECOME EXHAUSTED. BATTERY INSTALLATION BY AN ADULT IS REQUIRED. DISPOSE OF BATTERIES RESPONSIBLY. DO NOT DISPOSE OF IN FIRE.

WARNING: FOR SAFETY REASONS, REMOVE ALL TAGS, LABELS AND PLASTIC FASTENERS BEFORE GIVING THIS TOY TO YOUR CHILD.

KEYCODE: 42890164

FOR AU / NZ: IMPORTED FOR K MART STORES IN AUSTRALIA AND NEW ZEALAND.

FOR USA: IMPORTED BY ANKO RETAIL INC. 19500 ALDERWOOD MALL PARKWAY LYNNWOOD WA 98036 USA.



27MHz

PRODUCT MAY VARY FROM IMAGE SHOWN.
PLEASE KEEP THE PACKAGING FOR FUTURE REFERENCE.

WARNING: DO NOT AIM AT EYES OR FACE. DO NOT USE PROJECTILES OTHER THAN THOSE SUPPLIED BY THE MANUFACTURER.