






Over The Door Basketball Set


3+ years



PARTS

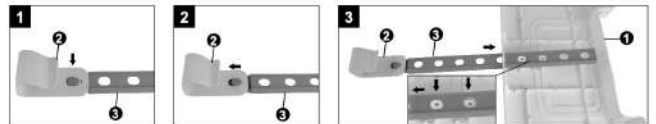
1  x1	2  x1	3  x3	4  x1
5  x1	6  x1	7  x1	

BASKETBALL NET INSTALLATION



Tips: There is tape stuck on the net to indicate that is the bottom of the net. There are a total of 8 set lines of the basketball net. As the diagrams show, pass a set of lines on the top of the basketball net through the holes on the basketball frame, and then buckle the lines to the slots on the both sides and pull the line tight. Repeat the above steps to complete the other 7 slots.

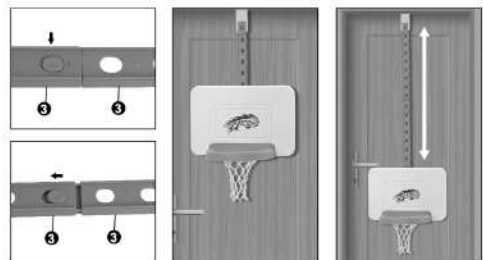
HOOK INSTALLATION



BASKETBALL HOOP INSTALLATION



BASKETBALL FRAME POSITION ADJUSTMENT



WARNING: FOR SAFETY REASONS, REMOVE ALL TAGS, LABELS AND PLASTIC FASTENERS BEFORE GIVING THIS TOY TO YOUR CHILD.
WARNING: USE HAND PUMP ONLY. DO NOT OVER INFLATE THE BALL.

KEYCODE: 42880171

WARNING: CHOKING HAZARD
SMALL PARTS. NOT FOR CHILDREN UNDER 3 YRS.

FOR AU / NZ: IMPORTED FOR KMART STORES IN AUSTRALIA AND NEW ZEALAND.
FOR USA: IMPORTED BY ANKO RETAIL INC. 1500 ALDERWOOD HILL PKWY WYNDWOOD WA 98094 USA.