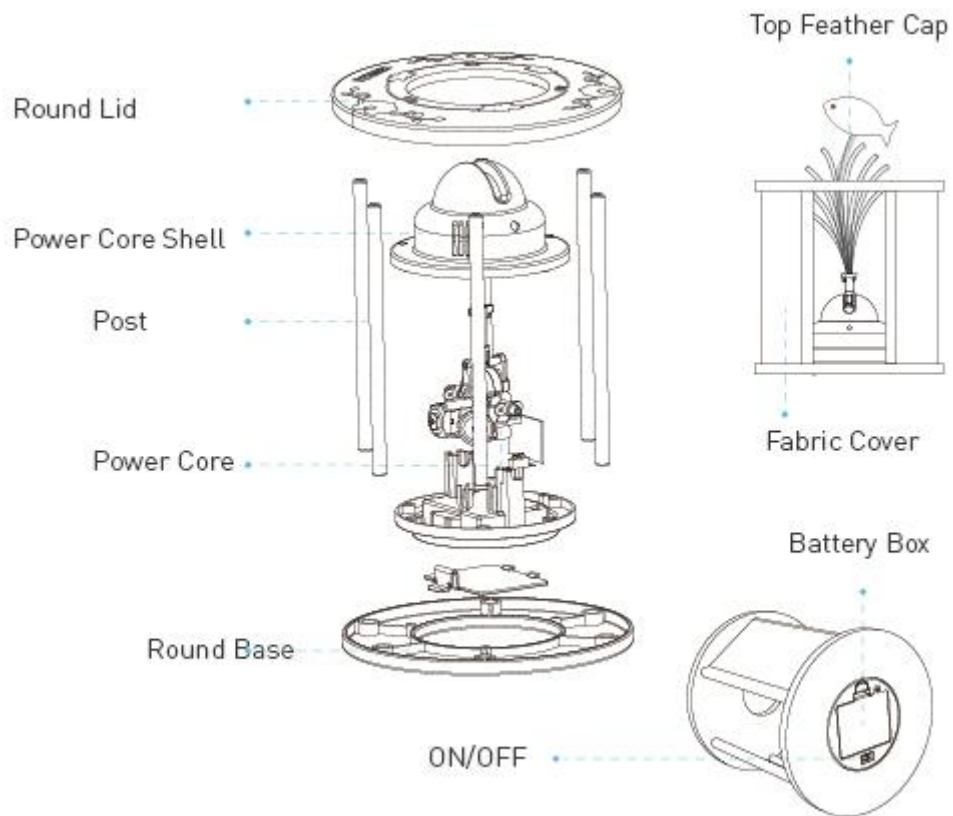


anko

Cat Toy Fish Pop Up



Product Overview

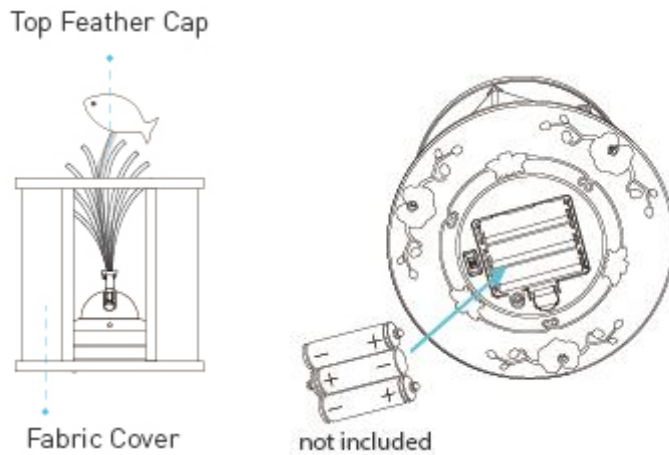


Tech Specs

Battery	3 x 1.5V AA size batteries (not included)
---------	---

Directions for Use


1. Unscrew the battery covers with a screwdriver (not included), insert 3 new 1.5V AA size batteries (not included) and tighten the screws with a screwdriver (not included). Please ensure that batteries are inserted with correct polarity.



2. Turn the power switch to the “on” position and pat the device, the toy can stand or roll on the ground. Put it at a place which is suitable for pets to play.



3. The toy is motion activated. Pat the device to trigger the mylar to move and produce a rat-like sound. Each pat will lead to 60-second approximately of motion.



FAQS

Common questions with the device	Answers
Non-function for power core	Check if the batteries are installed correctly. Check if the battery still has power. Check if the power switch was turned on.
Slow performance and activation	Please replace the batteries.

Warning

1. Batteries are to be inserted with the correct polarity. Do not mix different types of batteries or new and used batteries.
2. Non-rechargeable batteries are not to be recharged. Rechargeable batteries are only to be charged under adult supervision.
3. Rechargeable batteries are to be removed from the pet toy before being charged.
4. The supply terminals are not to be short-circuited.
5. Remove batteries from the pet toy when not in use for extended time or when batteries become exhausted.
6. Battery installation by adult required.
7. Dispose of batteries responsibly.
8. Do not dispose of in fire.

WARNING: Pet toy – Not intended for children.

It is the responsibility of the pet owner if this toy is suitable for their pet's style of play.

No pet toy is indestructible and can be damaged during play.

For your pet's safety, inspect regularly and remove if damaged.

Always supervise your pet during play.