

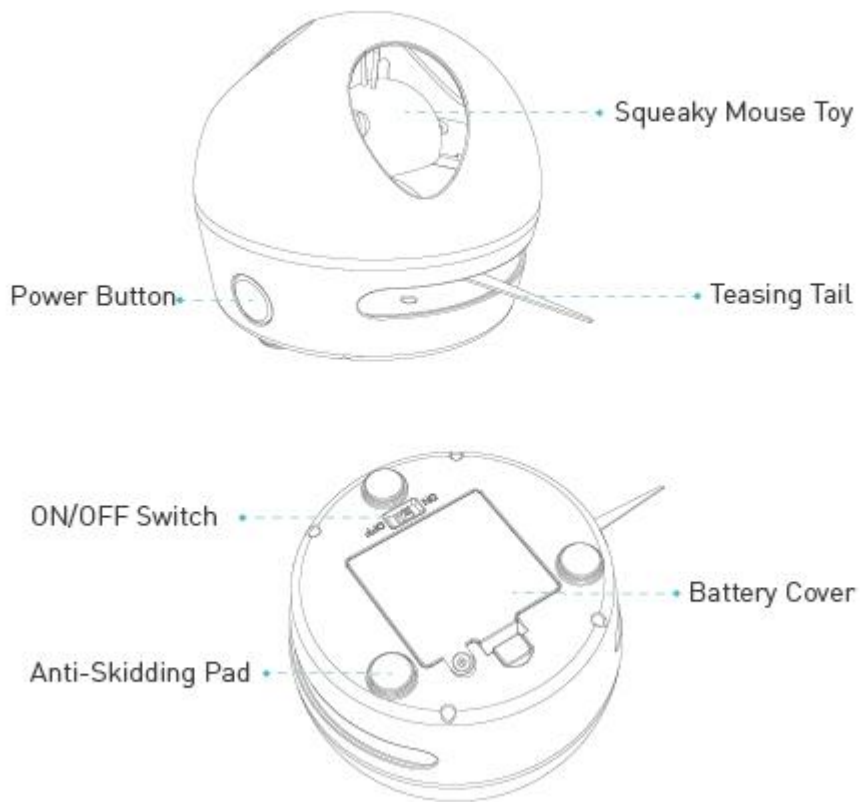
anko

Cat Toy Mouse Chaser Dome



Contains non-replaceable batteries

Product Overview

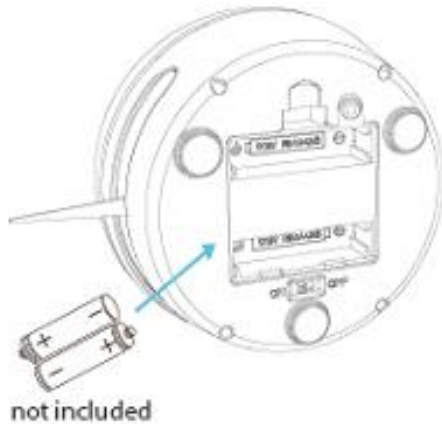


Tech Specs

| | |
|--------------|---|
| Battery Type | 2 x 1.5V AA size batteries (not included) 2 x LR41 button cell batteries (Non-replaceable) |
|--------------|---|

Directions for Use

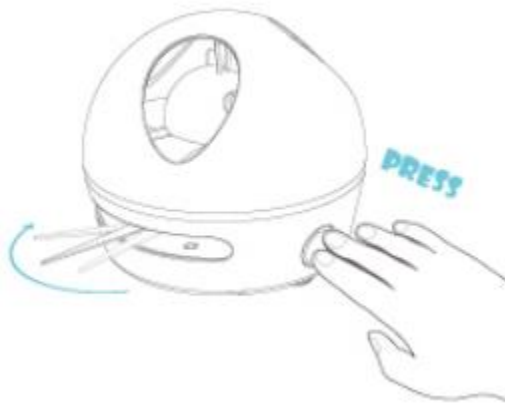
1. Unscrew the battery covers with a screw driver (not included), insert 2 new 1.5V AA size batteries (not included) and tighten the screws with a screw driver (not included). Please ensure that batteries are inserted with correct polarity.



2. Turn the power switch to the “on” position and place the device on the floor. To preserve battery life, turn the switch to the “off” position when it is not in use.



3. Press the power button to activate the teasing tail. The teasing tail will quickly rotate in random directions for 10 minutes then go into sleep mode; if you press the power button in the active mode, the tail will stop working. Press the power button to reactivate it in the sleep mode.



4. Pull out the insulation chip and pat the squeaky mouse toy, and the mouse will squeak to entice your cats.



In the event that the Mouse Chaser Dome Stops Working

- Restart the device.
- Check if the batteries have run out of power.
- Make sure batteries are properly installed.
- Replace batteries when required.

Warning

1. Please use in clean and safe environment and keep it away from water, fire, high temperature and dirty place.

2. Battery usage and maintenance.

Batteries are to be inserted with correct polarity.

Do not mix different types of batteries or new and used batteries.

Non-rechargeable batteries are not to be recharged. Rechargeable batteries are only to be charged under adult supervision. Rechargeable batteries are to be removed from the pet toy before being charged.

The supplier terminals are not to short-circuited.

Remove the batteries from the pet toy when not in use for extended time or when batteries become exhausted.

Battery installation by adult required.

Dispose of batteries responsibly. Do not dispose of in fire.

2. Swallowing batteries may lead to serious injury or death in as little as 2 hours due to chemical burns and potential perforation of the esophagus.
3. Dispose of used batteries immediately and safely. Flat batteries can still be dangerous.
4. Examine device and make sure the battery compartment is correctly secured, e.g. that the screw or other mechanical fastener is tightened. Do not use if compartment is not secure.

WARNING: Pet toy – Not intended for children.

It is the responsibility of the pet owner if this toy is suitable for their pet's style of play.

No pet toy is indestructible and can be damaged during play.

For your pet's safety, inspect regularly and remove if damaged.

Always supervise your pet during play.

If you suspect your child has swallowed or inserted a button battery, call the 24hour poisons information centre in Australia on 131126 or in New Zealand on 0800 764 766 or contact your country's emergency dept.

