

Basketball Return

Key Code: 42970521

Warning


- CHOKING HAZARD, small parts. Not suitable for children under three years.
- Adult assembly required.

Component contents




Assembly Instructions

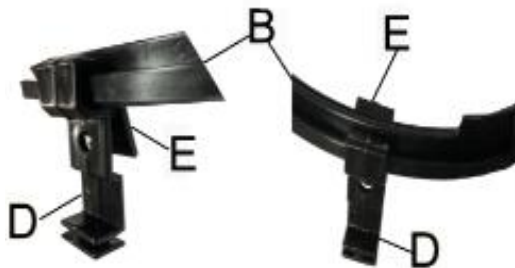
Step 1. Joint 2pcs plastic plates (Part A) together, then lock them each other. Repeat with the other 2 plastic plates.




Step 2. Join the 2 sets of plates together and lock them into position as per diagram.



Step 3. Connect the long and short bracket (Part D & E) together, and lock them on the plastic ring (Part B).




Step 4. Connect the two parts of step 2 & 3 together at three positions, then secure them with screws (Part B1).



Step 5. Screw the 2pcs screws (Part F) into the holes at the centre from downside, then encase the screw with protection cover (Part G).

Note: Keep the protection covers on the upper side after assembly.



Step 6. Tie the 3pcs belts (Part C) on the ring through the hole, then product is ready for use.



FOR AU/NZ: IMPORTED FOR KMART STORES IN AUSTRALIA AND NEW ZEALAND.

Made in China