

# INSTRUCTION MANUAL

42976776 Black

[KMT081]

5107\_MAN\_42976776\_A6\_Speaker\_v11

Artwork Proof Date: 11.12.2020

Number of artboards: 3

## PAPER:

80gsm

Bright white uncoated paper

## PRINT COLOURS:


BLACK

C:0 M:0  
Y:0 K:100

## PRINT FINISH:

Double sided

Folded in the centre




CHANGE LOG CREST INTERNAL USE ONLY

ARTWORK SHOULD NOT BE AMENDED WITHOUT PRIOR AGREEMENT FROM CREST.  
ALL ARTWORK **MUST** BE APPROVED BY CREST PRIOR TO MASS PRODUCTION.

IF THERE ARE QUERIES ABOUT THIS ARTWORK PLEASE CONTACT:  
EMAIL: design@crest.com.au

THANK-YOU.

 © The Crest Company 2020. All rights reserved.

## 12 month warranty

Thank you for your purchase from Kmart.

Kmart Australia Ltd warrants your new product to be free from defects in materials and workmanship for the period stated above, from the date of purchase, provided that the product is used in accordance with the accompanying recommendations or instructions where provided. This warranty is in addition to your rights under the Australian Consumer Law.

Kmart will provide you with your choice of a refund, repair or exchange (where possible) for this product if it becomes defective within the warranty period. Kmart will bear the reasonable expense of claiming the warranty. This warranty will no longer apply where the defect is a result of alteration, accident, misuse, abuse or neglect.

Please retain your receipt as proof of purchase and contact our Customer Service Centre on **1800 124 125 (Australia)** or **0800 945 995 (New Zealand)** or alternatively, via Customer Help at **kmart.com.au** for any difficulties with your product. Warranty claims and claims for expense incurred in returning this product can be addressed to our Customer Service Centre at 690 Springvale Rd, Mulgrave Vic 3170.

Our goods come with guarantees that cannot be excluded under the Australian Consumer Law. You are entitled to a replacement or refund for a major failure and compensation for any other reasonably foreseeable loss or damage. You are also entitled to have the goods repaired or replaced if the goods fail to be of acceptable quality and the failure does not amount to a major failure.

For New Zealand customers, this warranty is in addition to statutory rights observed under New Zealand legislation.

The Bluetooth® word mark and logos are registered trademarks owned by Bluetooth® SIG, Inc., and any use of such marks by KMART AUSTRALIA is under licence.



**WARNING** Do not dispose of unit in fire or water. › Never attempt to disassemble and reassemble. › Waste electrical products should not be disposed of with household waste, please recycle where facilities exist. › Check with your local authority for recycle advice. › Keep your device and all accessories out of the reach of children and animals. › Small parts may cause choking or serious injury if swallowed. › Avoid exposing your device to very cold or very hot temperatures (below 0°C or above 45°C). › Extreme temperatures can cause deforming of the device and reduce the charging capacity and life of your device. › Do not allow your device to get wet—liquids can cause serious damage. › Do not handle your device with wet hands.

610771


anko

# Bluetooth® Portable Light Up Party Speaker Operating instructions



Includes:

- › Bluetooth® portable light up party speaker
- › charging cable (micro USB cable)
- › audio cable (3.5mm AUX cable)
- › shoulder strap
- › user manual



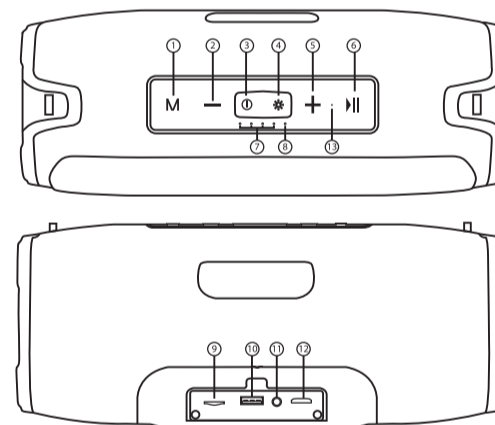
42-976-776

Bluetooth name is KM42976776

This product shall be supplied by a power source not exceeding PSI only. › This Bluetooth Speaker shall be charged by the supplied charging unit only. **CAUTION** › The batteries in this product are not replaceable. › During Use, Storage or Transportation the battery should not be subjected to extremely low temperatures, or low air pressure at high altitude. › If the battery is exposed to extremely high temperatures it could result in an explosion or the leaking of flammable liquid or gas. › Please take care when disposing of the unit; disposal in a fire, oven, mechanically crushing or cutting machine could result in the battery exploding.

## Function overview:

- 1 Mode
- 2 Volume Down/Previous Song
- 3 Power ON/OFF
- 4 Light
- 5 Volume Up/Next Song
- 6 Play/Pause
- 7 Battery Level Indicator
- 8 LED Indicator
- 9 TF Card Slot
- 10 USB Port
- 11 AUX-IN Port
- 12 Micro USB Charging Port
- 13 Microphone



## Function Operation

### Change Mode

Press M button

### Previous Song

Press and hold the — key for about 2 seconds to skip the track

### Next Song

Press and hold the + key for about 2 seconds to skip the track

### Volume Down

Press the — key to decrease the volume

### Volume Up

Press the + key to increase the volume

### Power ON/OFF

Press the 0 button for 2-3 seconds

### Mode Selection

- › The Speaker enters Bluetooth Mode by default when powered on. When multiple media devices are connected, you can cycle through Bluetooth, Radio Mode, TF Card, USB or AUX mode by pressing the mode button.
- › The Speaker will enter TF card or USB or AUX mode once they are inserted into the respective slots.

### Pairing the Speaker with Bluetooth Devices

- › Press and hold the Power button until the LED indicator flashes rapidly, indicating it is ready to pair with a Bluetooth device.
- › In the Bluetooth menu on the media device, search for "KM42976776" and connect. Type Password "0000" or "1234" if password requested.
- › Once the Speaker is successfully paired and connected, the LED indicator remains on and you can now play music through the speaker. When playing music, the LED indicator will flash slowly in white.

### Light Effect

Press the lighting button ✨ to change different light effect, press and hold to turn ON/OFF

### Pause

Press the II button

### Play

Press the III button

### Answer Call

Press the III button

### End Call

Press the III button

## FM Mode

- › Connect the Audio cable to the AUX-in port as antenna to increase the radio signal.
- › In FM mode, press and hold Play/Pause II to search for channels. Press the + or - key to increase or reduce volume, press and hold the + or - key to change channel.

## TF Card Play

- › Insert TF Card into the TF Card slot, the speaker will automatically play music from the TF card.

## USB Operation

- › USB play: Insert USB drive into the USB port. You will hear an alert. The speaker will play music from the USB drive automatically.
- › Power bank function: Able to charge other devices through the USB cable.

## AUX Function

- › Use a 3.5mm Aux-in cable to connect your device through the AUX in port. Play music by selecting songs from the playlist on your media device.

## Receiving and Ending Calls

- › In Bluetooth mode the speaker will automatically pause the playback when there is an incoming call.
- › To answer/hang up the call, short press the Play/Pause II button. To reject the call, press and hold the Play/Pause II button for 2 seconds.

## Redial Last Number

- › When the speaker is connected to a cell phone, double click Play/Pause II button to redial the last number.

## TWS function

- › Two speakers of the same model can be paired by holding the Play/Pause II button of either speaker for 3-4s until you hear a prompt sound. Primary speaker will be left channel, Secondary will be right channel, both can control regular function and break up, while only the primary can re-couple back.

## Battery Charging

- › This Speaker is powered by a rechargeable Li-ion battery. Please use provided micro USB cable for charging. Plug the micro USB cable end to the unit and the other USB A end into a PC USB port, wall charger or other 5V charging devices.

## Battery Level Indicator

- › LED1: 1%-25% › LED2: 26%-50% › LED3: 51%-75% › LED4: 76%-100%

## IPX5

- › Guarantees impermeable protection against rain, snow and spills, preventing water from reaching internal components. If the product is used outdoors or where it will be splashed, the silicon cover must be closed.

## Specifications:

**Model No:**  
42976776

**Version:**  
V5.0 Multimedia  
bluetooth chipset

**Working Distance:**  
10 Meters

**Output:**  
2 x 15W Speaker

**Music Time:**  
3.5 hours at 100% volume  
7 hours at 50% volume

**Talk time:**  
7 hours

**Standby time:**  
10 hours

**Charging voltage:**  
5V d.c.

**Battery capacity:**  
6000mAh 7.4V

**Charge time:**  
4 Hours

**Splash Proof:**  
IPX5

210mm

297mm