
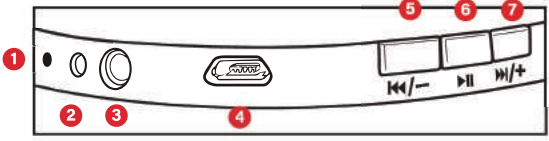



KMT说明书 折页 128g双铜 尺寸: 89*127mm

 <p>Bluetooth Headphone Round DJ Black/Red</p> <p>42979609</p>	<h3>User's Guide</h3> <p>Includes anko BT headphone, chargecable, audio cable, and user guide.</p>  <table border="0"> <tr> <td>1. Microphone</td> <td>5. Trackback/Volume down</td> </tr> <tr> <td>2. LED indicator</td> <td>6. Multifunction button</td> </tr> <tr> <td>3. AUX IN</td> <td>7. Trackforward/Volume up</td> </tr> <tr> <td>4. Chargeport</td> <td></td> </tr> </table> <p>Button and port functions NOTE: Button functions may vary per connected device. Some functions may require multiple presses.</p> <p>Multifunction button - Power/Play/Pause/ Answer calls/End calls/Reject calls (press and hold for 2 seconds, then release)/Dial last number called (press twice)</p> <p>Track forward/volume up button - Go to the next track/ To raise the volume (press and hold)</p> <p>Track back/volume down button - Go to the previous track/To lower the volume (press and hold)</p> <p>Charge port - To charge the headset</p> <p>AUX IN - To play wired with included audio cable</p> <p>Charging your anko BT headphone NOTE: Make sure your anko BT headphone is fully charged before using it the first time.</p> <ul style="list-style-type: none"> Gently plug the Micro-USB end of the included charge cable into the charge port on the anko BT headphone and plug the other USB-A end into a powered USB source. <p style="text-align: center;">1</p>	1. Microphone	5. Trackback/Volume down	2. LED indicator	6. Multifunction button	3. AUX IN	7. Trackforward/Volume up	4. Chargeport		<p>Charging - LED indicator glows red Fully charged - LED indicator glows blue</p> <p>Getting started (first time use)</p> <ul style="list-style-type: none"> Press and hold multifunction button to power on the anko BT headphone. Select Bluetooth® ID "anko BT headphone" from your Bluetooth® enabled device. To power off the anko BT headphone, press and hold the multifunction button until the LED indicator turns off. <p>NOTES:</p> <ul style="list-style-type: none"> Adjust the volume to a desired level on your device before using the anko BT headphone. When the anko BT headphone is powered on, your device will automatically find and pair with the anko BT headphone after the initial pairing. If you are unable to find and pair with the anko BT headphone, try turning your Bluetooth® off and on. <p>Specifications Bluetooth v5.0, up to 30 foot transmission range Play time: Up to 15 hours based on usage Charge time: 2 hours</p> <p>Safety warning</p> <ul style="list-style-type: none"> Do not listen at a high volume level. Extended high volume levels can lead to permanent hearing loss. Start with setting the volume level at the lowest volume and adjust until you reach a comfortable volume level. Tampering or removing the battery can result in damage to your product, void of warranty, and could cause injuries. Do not use when a failure to hear your surroundings could be dangerous, such as while driving, or when biking, walking or jogging where traffic is present and accidents may occur. Do not use while sleeping, as accidents may occur. If you experience any ringing in your ears, try lowering the volume. If the ringing persists, visit your physician. <p>Important safety precautions</p> <ul style="list-style-type: none"> Incorrect use or incompatibility with your device may result in reduced battery performance or damage to your device. Do not attempt to disassemble product. Tampering or removing the battery can result in damage to your product, void of warranty, and could cause injuries. Do not allow this product to have contact with liquids. Store and operate between 0°C to 45°C. Do not place this product near a heat source or flame. Do not throw or shake. <p style="text-align: center;">2</p>
1. Microphone	5. Trackback/Volume down									
2. LED indicator	6. Multifunction button									
3. AUX IN	7. Trackforward/Volume up									
4. Chargeport										

<ul style="list-style-type: none"> Do not operate if it has been subjected to shock or damage. Do not crush or puncture the battery. Recharge the battery every 3 months when not in use to keep battery in best condition. Use soft cloth to clean the exterior. Do not use harsh chemicals or strong cleaning solvents. The internal battery must be recycled or disposed of properly. Contact your local waste management office for information on the proper disposal or recycling. <p>Technical Specification: Driver: 40mm Impedance: 16Ohm Sensitivity: 98 dB ± 3 dB Frequency Response: 20Hz-20kHz Cable : 1.2M 3.5mm Round Mesh Cable Bluetooth Operating Distance: Approx 10M Battery Talk/ Music Time: Approx 10 Hours Battery Charge Time: Approx 3 Hours</p> <p>12 Month Warranty</p> <p>Thank you for your purchase from Kmart.</p> <p>Kmart Australia Ltd warrants your new product to be free from defects in materials and workmanship for the period stated above, from the date of purchase, provided that the product is used in accordance with accompanying recommendations or instructions where provided. This warranty is in addition to your rights under the Australian Consumer Law.</p> <p>Kmart will provide you with your choice of a refund, repair or exchange (where possible) for this product if it becomes defective within the warranty period. Kmart will bear the reasonable expense of claiming the warranty. This warranty will no longer apply where the defect is a result of alteration, accident, misuse, abuse or neglect.</p> <p>Please retain your receipt as proof of purchase and contact our Customer Service Centre on 1800 124 125 (Australia) or 0800 945 995 (New Zealand) or alternatively, via Customer Help at Kmart.com.au for any difficulties with your product. Warranty claims and claims for expense incurred in returning this product can be addressed to our Customer Service Centre at 690 Springvale Rd, Mulgrave Vic 3170.</p> <p>Our goods come with guarantees that cannot be excluded under the Australian Consumer Law. You are entitled to a replacement or refund for a major failure and compensation for any other reasonably foreseeable loss or damage. You are also entitled to have the goods repaired or replaced if the goods fail to be of acceptable quality and the failure does not amount to a major failure.</p> <p>For New Zealand customers, this warranty is in addition to statutory rights observed under New Zealand legislation.</p> <p style="text-align: center;">3</p>	<ul style="list-style-type: none"> Operating temperature: 0-45°C. This BT earbuds shall be charged by the supplied charging unit only. Battery cannot be subjected to high or low extreme temperatures, low air pressure at high altitude during use, storage or transportation. Replacement of a battery with an incorrect type that can result in an explosion or the leakage of flammable liquid or gas. Disposal of a battery into fire or a hot oven, or mechanically crushing or cutting of a battery, that can result in an explosion. Leaving a battery in an extremely high temperature surrounding environment that can result in an explosion or the leakage of flammable liquid or gas. A battery subjected to extremely low air pressure that may result in an explosion or the leakage of flammable liquid or gas. 	
---	---	--