









120g 双铜 彩色印刷

单面尺寸:L127xW115MM

展开尺寸:L508xW115MM

<p>anko</p> <p>10 Inch LED Ring Light</p> <p>User Manual</p> <p>42979623</p> 	<p>*Please read all the information carefully before you use the product and keep the manual for future reference.</p> <p>Safety instructions:</p> <p>Please read all safety instruction warnings carefully before using this product. Improper use of this product may result in damage to this or attached products. To ensure the production works well, please never use this in the following conditions:</p> <ol style="list-style-type: none">1. Moist or underwater conditions.2. Conditions near heater or high temperature service.3. Conditions with direct and strong sunshine.4. Do not use chemical solvent on cleaning this product.	<p>1. Function</p>  <ul style="list-style-type: none">• The LED ring light has 3 light modes (White, Natural, Warm),• 10 adjustable brightness• Connect the USB cable to a USB wall charger rated DC 5V 2A or above• Turn on the LED light by pressing the on/off button.• Select the desired color and brightness	<p>2. Packing Accessories:</p>  <ol style="list-style-type: none">1. 1.6m Floor Stand2. 10 inch LED Ring Light3. Universal Phone Clip4. 60CM Phone Reflector5. 360° Hot Hose Ball Head6. Bluetooth Controller
<p>3. Installation Description:</p> <p>Step 1</p>  <p>Insert the hot shoe ball head with the ring light through the hot shoe card slot, tightened screw cap after the connection;</p> <p>Step 2</p>  <p>Connect the hot shoe ball head to the mobile phone clip, and done</p>	<p>Step 3</p>  <p>Connect the mobile phone clip to the Ring light</p> <p>Step 4</p>  <p>Put the phone in the phone clip in vertical or horizontal position phone clip.</p>	<p>4. Specifications</p> <ul style="list-style-type: none">• 10 inch LED ring light• LED Numbers: 120pcs• Input: DC 5V 2A• Power: 13W(Max) <p>5. Bluetooth controller</p> 	<p>Initial setting:</p> <ul style="list-style-type: none">• Turn on your mobile phone Bluetooth function• Press button to turn the device on and when the light start flashing, wait for a few seconds and will find "Selfie" to in the devices list of your phone• Tap and select "selfie" to establish connection with remote control.• The light stays up after successfully connected <p>Product model: RU-B02 Size: 58mm*28mm*13mm Weight: 8g(Without batteries) Battery: AAA*2(Not included)</p>