

Assembly Instruction

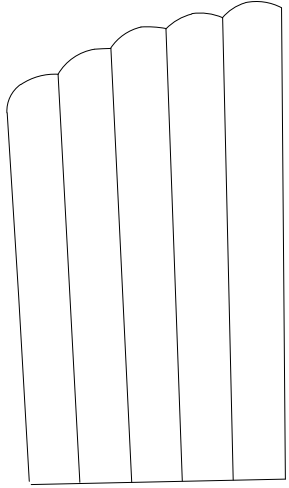
42983125 BEDHEAD VELVET PINK

CARE INSTRUCTIONS: WIPE WITH A DRY CLOTH. DO NOT USE ABRASIVE MATERIALS AND SOLVENTS. CHECK AND TIGHTEN ALL PARTS REGULARLY. KEEP AWAY FROM WATER AND DIRECT SUNLIGHT. STORE IN A DRY PLACE. FOR INDOOR AND DOMESTIC USE ONLY.

WARNING: DO NOT STAND ON THE BEDHEAD SURFACE. TIGHTEN ALL THE SCREWS BEFORE USE. FAILURE TO FOLLOW THESE WARNINGS COULD RESULT IN SERIOUS INJURY.


Hardware list

AX1



(L)

BX1



(R)

CX4



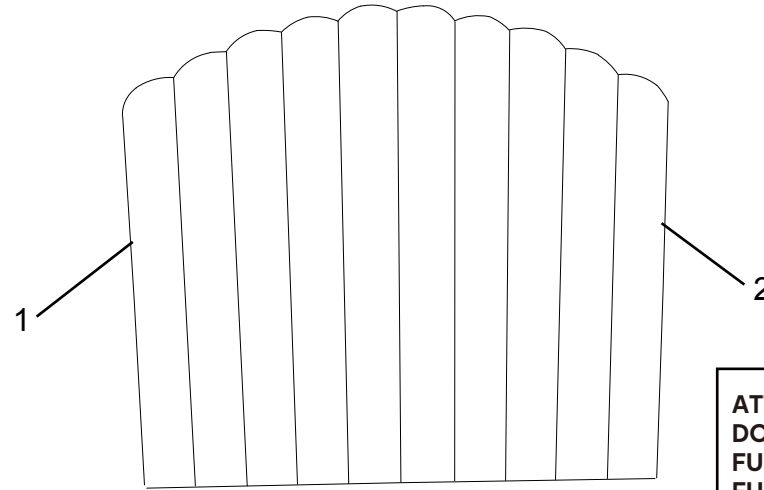
DX4



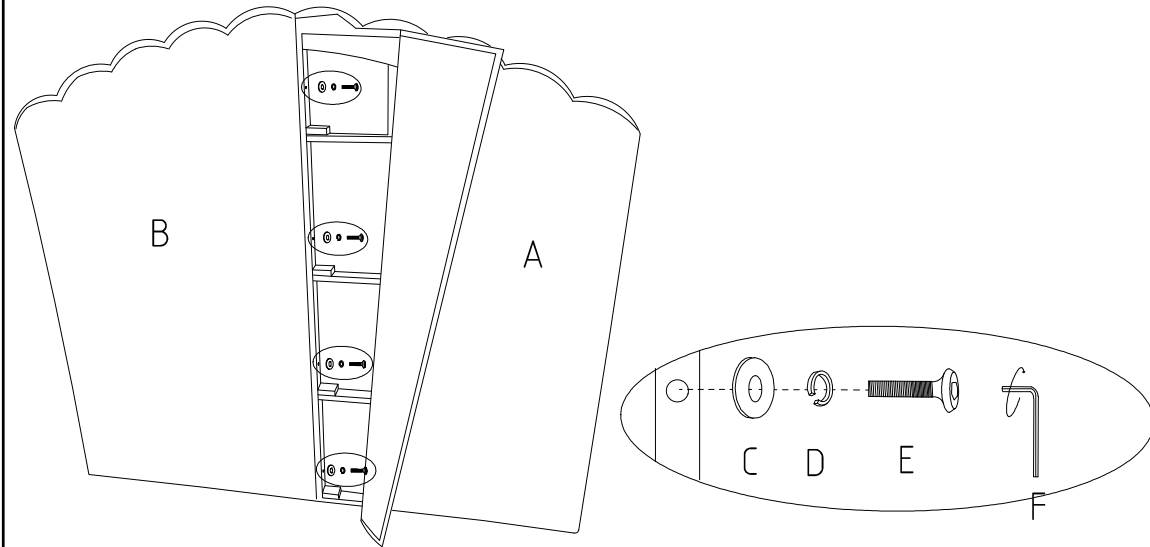
EX4



FX1



ATTENTION:
DO NOT TIGHTEN THE SCREWS FULLY DURING ASSEMBLY. FULLY TIGHTEN SCREWS AFTER THE FINAL ASSEMBLY STEP.



Step 1: Fix part A & B together with screws (E) using the hex key.